

# LM LINE

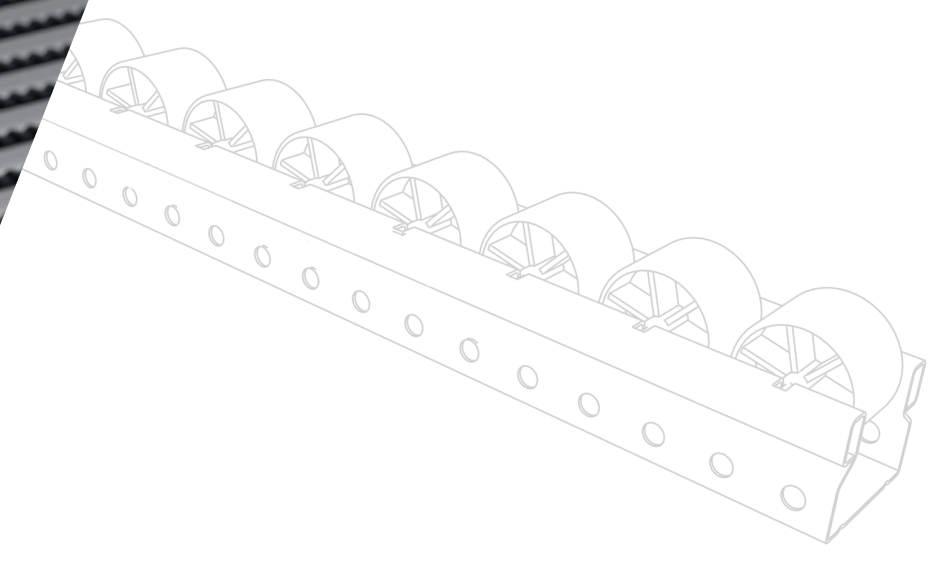
---

ED. 14



# Alusic

LEAN MANUFACTURING





**IT** Alusic propone due tipi di soluzioni per soddisfare le moderne esigenze di lean manufacturing. Possiamo valutare sia la tradizionale soluzione composta da tubi e giunti esterni in acciaio o la soluzione modulare in alluminio composta da profili ed accessori, linea che deriva dalla tradizione Alusic con i profili strutturali. Le rulliere sono compatibili con entrambi i sistemi. Entrambe le soluzioni contribuiscono ad un miglioramento dell'organizzazione aziendale ed ad uno snellimento della produzione.


**EN** Alusic offers two solutions in order to fulfill the modern requirements as for lean manufacturing. The choice can be made between the traditional solution consisting of steel tubes and external joints and the modular one consisting of aluminium profiles and accessories, line deriving from Alusic's tradition in structural profiles manufacturing. The roller tracks are compatible with both systems. The two solutions contribute to achieve improvement in corporate structure and production.

**ES** Alusic ofrece dos soluciones para satisfacer las modernas necesidades en el ámbito del lean manufacturing. Podemos evaluar la solución tradicional compuesta por tubos y uniones de acero como la solución modular compuesta por perfiles y accesorios de aluminio; línea que deriva de la tradición de Alusic con los perfiles estructurales. Los transportadores estándar son compatibles con ambos sistemas. Las dos soluciones contribuyen a mejorar la organización empresarial y la producción.

**FR** Alusic propose deux solutions pour répondre aux modernes exigences du lean manufacturing. On peut choisir entre la solution traditionnelle composée de tubes et joints externes en acier et la solution modulaire composée de profilés et accessoires en aluminium, ligne qui dérive de l'expérience Alusic dans le secteur des profilés structuraux. Les rails à galets sont compatibles avec les deux systèmes. Les deux solutions permettent une meilleure organisation de l'entreprise et de la production.

**DE** Alusic bietet zwei Lösungen an, um die moderne Anforderungen in Bezug auf Lean Manufacturing zu befriedigen. Man kann wählen zwischen der traditionellen Lösung aus Stahl Rohre und Äußere Verbinder und der modularen Lösung aus Aluminium Profile und Zubehör; diese Linie stammt von der Alusic Tradition als Hersteller von Aluprofilen. Die Rollenschienen sind mit beiden Systemen kompatibel. Beide Lösungen verbessern die Unternehmensorganisation und die Produktion.





pag. 9 pag. 13 pag. 23 pag. 27 pag. 28 pag. 32 pag. 32 pag. 43



pag. 51 pag. 54 pag. 60 pag. 62 pag. 65 pag. 69 pag. 71 pag. 76

## SIMBOLI / SYMBOLS / SÍMBOLOS / SYMBOLES / SYMBOLE



**Prodotto per profili serie 45 cava 8 AC**  
 Product for series 45 8 AC slot profiles  
 Producto para perfiles con ranura 8 AC serie 45  
 Produit pour profilés rainure 8 AC série 45  
 Produkt für Profile Nut 8 AC Reihe 45



**Prodotto per profili serie 45 cava 8 AC**  
 Product for series 45 8 AC slot profiles  
 Producto para perfiles con ranura 8 AC serie 45  
 Produit pour profilés rainure 8 AC série 45  
 Produkt für Profile Nut 8 AC Reihe 45



**Scatola**  
 Box  
 Caja  
 Boîte  
 Schachtel



**Portata**  
 Load  
 Carga  
 Charge  
 Tragkraft



**Prodotto nuovo**  
 New product  
 Nuevo producto  
 Nouveau produit  
 Neues Produkt



**Prodotto in inox**  
 Stainless steel product  
 Producto de acero inoxidable  
 Produit en acier inoxydable  
 Produkt aus rostfreiem Stahl



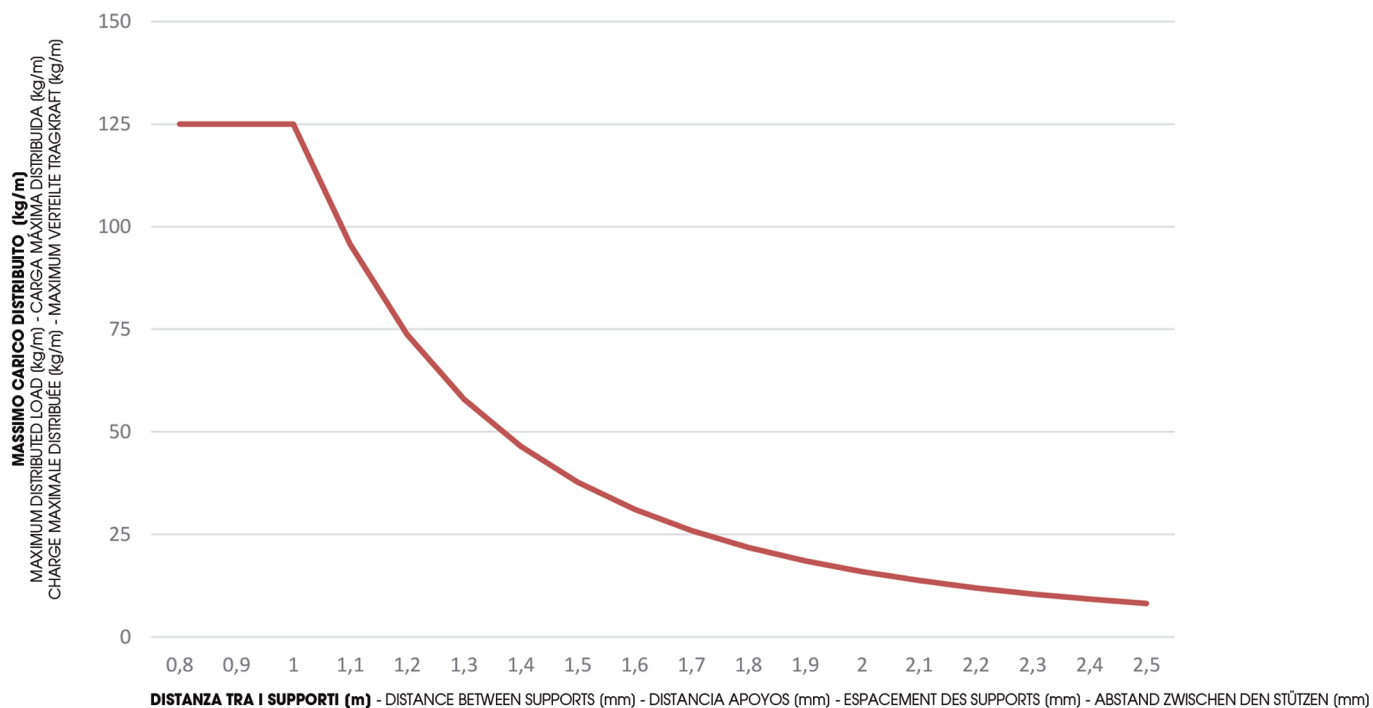
**Prodotto brevettato**  
 Patented product  
 Producto patentado  
 Produit breveté  
 Patentiertes Produkt



**Prodotto in carbonio**  
 Carbon product  
 Producto de carbono  
 Produit en carbone  
 Produkt aus Carbon

## DIAGRAMMA DI CARICO DELLE RULLIERE IN BASE ALLA DISTANZA DEL SUPPORTO

LOAD DIAGRAM OF ROLLER TRACKS ACCORDING TO THE SUPPORT DISTANCE / DIAGRAMA DE CARGA DE LOS TRANSPORTADORES EN FUNCIÓN DE LA DISTANCIA DEL SOPORTE / DIAGRAMME DE CHARGE DES RAIL À GALET EN FONCTION DE LA DISTANCE DU SUPPORT / LASTDIAGRAMM DER ROLLENSCHIENEN AUF GRUNDLAGE DES ABSTANDS DER HALTERUNG



# TUBI E ACCESSORI PER SISTEMI A GRAVITA'

TUBES AND ACCESSORIES FOR GRAVITY SYSTEMS

TUBOS Y ACCESORIOS PARA SISTEMAS POR GRAVEDAD

TUBES ET ACCESSOIRES POUR SYSTÈMES À GRAVITÉ

ROHRE UND ZUBEHÖR FÜR LEAN-REGALSYSTEME



**IT** Il sistema è studiato per avere a bordo linea la scorta necessaria dei componenti utilizzati dall'operatore durante la fase di montaggio favorendo così la riduzione di errori e tempi di lavorazione e il miglioramento della produzione.

**Il sistema presenta dunque i seguenti vantaggi:**

- **robustezza**
- **facilità di montaggio**
- **elevata regolazione**
- **riduzione costi**
- **riduzione tempi di asservimento**
- **miglioramento postazioni di lavoro**

**EN** The system processing is designed to supply the operator with the correct quantity of components during their assembly operations. This achieves a reduction in errors and processing times, as well as production improvement.

The system offers the following advantages:

- strong
- easy to assemble
- wide range of possible adjustments
- cost reductions
- reduction in supply times
- improvements to workstations

**ES** El sistema ha sido estudiado para disponer en la línea de la provisión necesaria de los componentes utilizados por el operador durante la fase de montaje. De este modo, el operador siempre cuenta con la cantidad adecuada de material y no pierde tiempo abandonando el puesto de trabajo sin necesidad; además, se reducen las posibilidades de errar y los tiempos de trabajo, mejorando la producción.

El sistema ofrece las siguientes ventajas:

- robustez
- facilidad de montaje
- gran capacidad de ajuste
- disminución de los costes
- reducción de los tiempos de interconexión
- mejora de los puestos de trabajo

**FR** Le système est conçu pour avoir sur la ligne le stock nécessaire de composants utilisés par l'opérateur pendant la phase de montage. Ainsi, l'opérateur dispose toujours de la quantité adéquate de matériel et ne perd pas de temps en devant abandonner son poste de travail lorsque cela n'est pas nécessaire. De cette façon, les possibilités d'erreurs diminuent, tout comme les durées de fabrication, améliorant ainsi la production.

Le système comporte donc les avantages suivants:

- solidité
- facilité de montage
- capacité de réglage élevée
- réduction des coûts
- réduction des durées d'asservissement
- amélioration des postes de travail

**DE** Das System wurde konzipiert, damit der Bediener alle erforderlichen Bauteile für die Montagearbeiten direkt neben der Linie zur Verfügung hat. Auf diese Weise verliert er keine Zeit durch unnötiges Verlassen des Arbeitsplatzes. Außerdem mindert das System die Möglichkeit, Fehler zu machen, reduziert die Arbeitszeiten und verbessert damit die Produktion.

Das System bietet folgende Vorteile:

- Robustheit
- Montagefreundlichkeit
- große Verstellmöglichkeit
- Kostenreduzierung
- kürzere Zuführzeiten
- Arbeitsplatzverbesserung

## SPECIFICHE TECNICHE

TECHNICAL SPECIFICATIONS / ESPECIFICACIONES TÉCNICAS / CARACTÉRISTIQUES TECHNIQUES / TECHNISCHE SPEZIFIKATIONEN

**Il tubo d'acciaio è rivestito di ABS, un materiale resistente alle aggressioni chimiche, agli oli utilizzati nell'industria automotive e alla corrosione.**

The steel tubes are coated with ABS, a plastic material which is resistant to chemicals, automotive oils and corrosion.

El tubo de acero está revestido con ABS, un material resistente a las agresiones químicas, a los aceites usados en la industria automovilística y a la corrosión.

Le tube en acier est revêtu d'ABS, un matériau résistant aux agressions chimiques, aux huiles utilisées dans l'industrie automobile et à la corrosion.

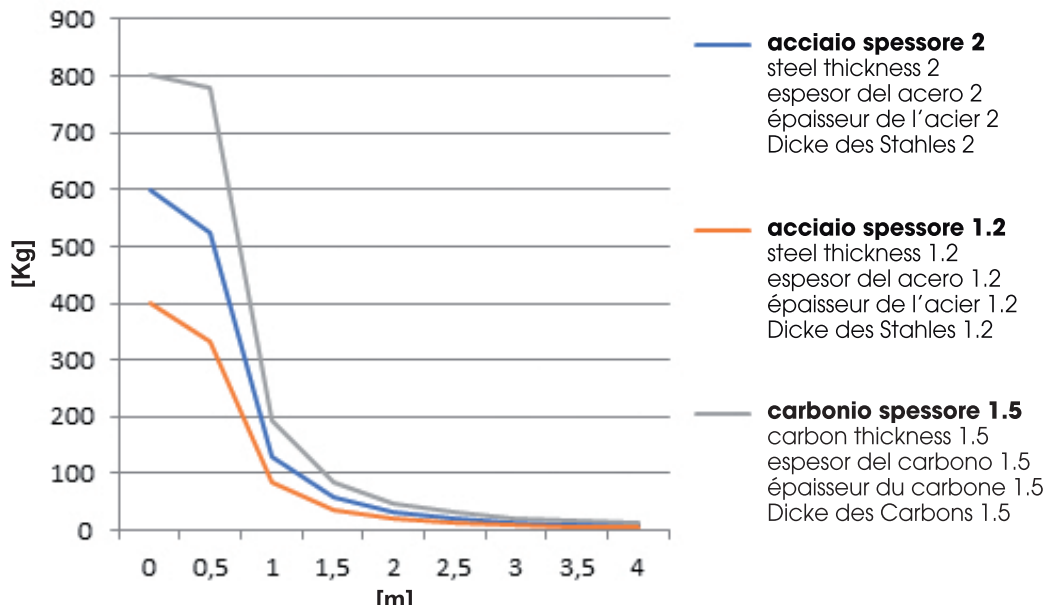
Das Stahlrohr ist ABS-beschichtet, ein gegenüber chemischen Angriffen, Ölen der Automobilindustrie und Korrosion beständiges Material.



## DIAGRAMMA DI CARICO IN BASE ALLA DISTANZA DEL SUPPORTO

LOAD DIAGRAM ACCORDING TO THE SUPPORT DISTANCE / DIAGRAMA DE CARGA EN FUNCIÓN DE LA DISTANCIA DEL SOPORTE

DIAGRAMME DE CHARGE EN FONCTION DE LA DISTANCE DU SUPPORT / LASTDIAGRAMM AUF GRUNDLAGE DES ABSTANDS DER HALTERUNG



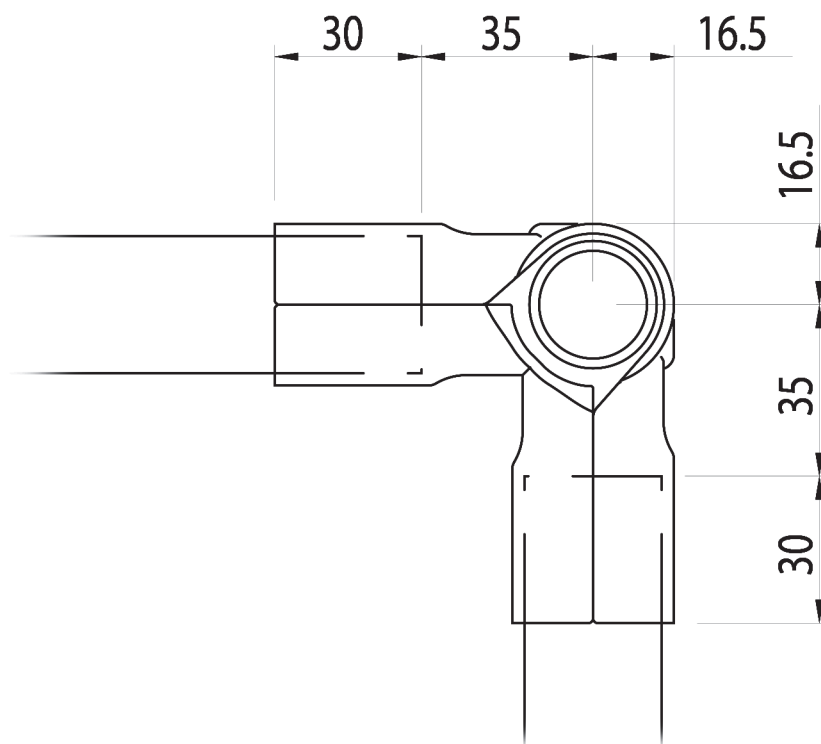
**SPECIFICHE TECNICHE**

TECHNICAL SPECIFICATIONS / ESPECIFICACIONES TÉCNICAS / CARACTÉRISTIQUES TECHNIQUES / TECHNISCHE SPEZIFIKATIONEN



**DISTANZE DI INSERIMENTO**

INSERTION DISTANCES / DISTANCIAS DE INTRODUCCIÓN / DISTANCES D'INTRODUCTION / EINSATZABSTÄNDE







**TUBO IN ACCIAIO**

STEEL TUBE  
TUBO IN ACERO  
TUBE EN ACIER  
STAHLROHR

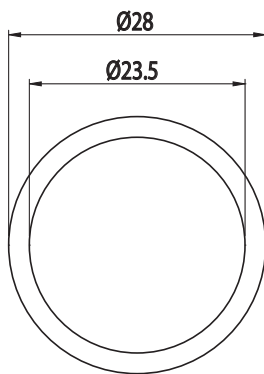
NEW

CODICE	lx cm <sup>4</sup>	ly cm <sup>4</sup>	wx cm <sup>3</sup>	wy cm <sup>3</sup>	mm <sup>2</sup>	Kg/m
<b>015.028.001</b>	0.69	0.69	0.53	0.53	85	0.66



**Acciaio - ABS bianco**

Steel - white ABS - Acier - ABS blanc  
Acero - ABS bianco - Sthal - ABS weiß  
**L=4m**



**TUBO IN ACCIAIO**

STEEL TUBE  
TUBO IN ACERO  
TUBE EN ACIER  
STAHLROHR

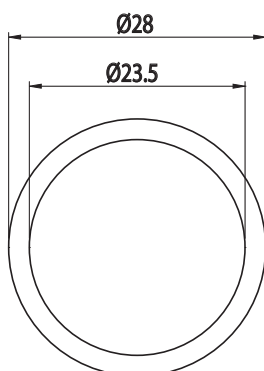
NEW

CODICE	lx cm <sup>4</sup>	ly cm <sup>4</sup>	wx cm <sup>3</sup>	wy cm <sup>3</sup>	mm <sup>2</sup>	Kg/m
<b>015.028.001A</b>	0.69	0.69	0.53	0.53	85	0.66



**Acciaio - ABS avorio**

Steel - ivory ABS - Acier - ABS ivoire  
Acero - ABS marfil - Sthal - ABS elfenbein  
**L=4m**






**TUBO IN ACCIAIO**

STEEL TUBE  
TUBO DE ACERO  
TUBE EN ACIER  
STAHLROHR

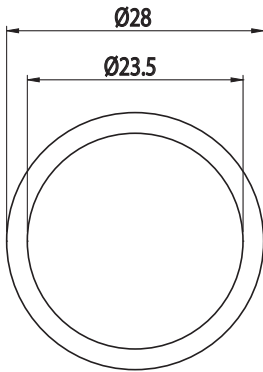
**NEW**

CODICE	lx cm <sup>4</sup>	ly cm <sup>4</sup>	wx cm <sup>3</sup>	wy cm <sup>3</sup>	mm <sup>2</sup>	Kg/m
<b>015.028.001B</b>	0.69	0.69	0.53	0.53	85	0.66



**Acciaio - ABS blu**

Steel - blue ABS - Acier - ABS bleu  
Acero - ABS azul - Stahl - ABS blau  
**L=4m**




**TUBO IN ACCIAIO**

STEEL TUBE  
TUBO DE ACERO  
TUBE EN ACIER  
STAHLROHR

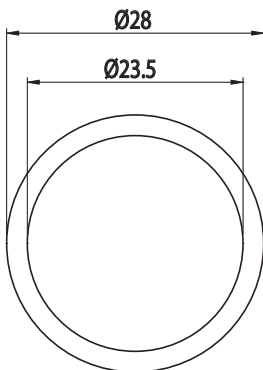
**NEW**

CODICE	lx cm <sup>4</sup>	ly cm <sup>4</sup>	wx cm <sup>3</sup>	wy cm <sup>3</sup>	mm <sup>2</sup>	Kg/m
<b>015.028.001DB</b>	0.69	0.69	0.53	0.53	85	0.66



**Acciaio - ABS blu scuro**

Steel - dark blue ABS - Acier - ABS bleu foncé  
Acero - ABS azul oscuro - Stahl - ABS dunkelblau  
**L=4m**

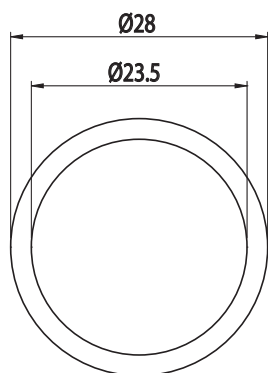




**TUBO IN ACCIAIO**

STEEL TUBE  
TUBO DE ACERO  
TUBE EN ACIER  
STAHLROHR

**NEW**



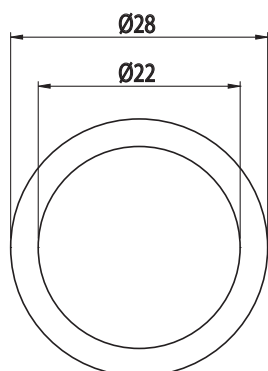
CODICE	lx cm <sup>4</sup>	ly cm <sup>4</sup>	wx cm <sup>3</sup>	wy cm <sup>3</sup>	mm <sup>2</sup>	Kg/m
<b>015.028.001ESD</b>	0,69	0,69	0,53	0,53	85	0,66

**Acciaio - ABS nero**

Steel - black ABS - Acier - ABS noir  
Acero - ABS negro - Stahl - ABS schwarz  
**L=4m**

**TUBO IN ACCIAIO**

STEEL TUBE  
TUBO DE ACERO  
TUBE EN ACIER  
STAHLROHR



CODICE	lx cm <sup>4</sup>	ly cm <sup>4</sup>	wx cm <sup>3</sup>	wy cm <sup>3</sup>	mm <sup>2</sup>	Kg/m
<b>015.028.002</b>	1,04	1,04	0,81	0,81	148,00	1,14

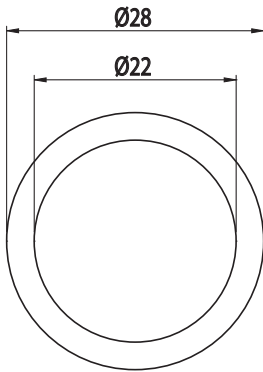

**Acciaio - ABS bianco**

Steel - white ABS - Acier - ABS blanc  
Acero - ABS blanco - Stahl - ABS weiß  
**L=4m**



**TUBO IN ACCIAIO**

STEEL TUBE  
TUBO DE ACERO  
TUBE EN ACIER  
STAHLROHR



CODICE	lx cm <sup>4</sup>	ly cm <sup>4</sup>	wx cm <sup>3</sup>	wy cm <sup>3</sup>	mm <sup>2</sup>	Kg/m
<b>015.028.002A</b>	1,04	1,04	0,81	0,81	148,00	1,14

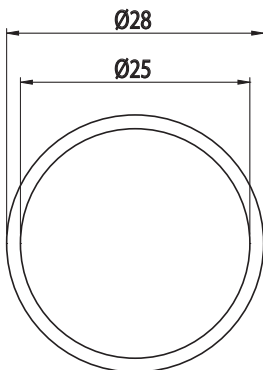
**Acciaio - ABS avorio**

Steel - ivory ABS - Acier - ABS ivoire  
Acero - ABS marfil - Stahl - ABS elfenbein-  
farben  
**L=4m**

**TUBO IN CARBONIO**

CARBON TUBE  
TUBO DE CARBONO  
TUBE EN CARBONE  
CARBONROHR

**CARBON**



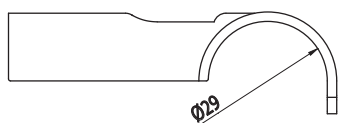
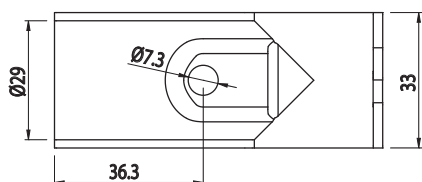

CODICE	lx cm <sup>4</sup>	ly cm <sup>4</sup>	wx cm <sup>3</sup>	wy cm <sup>3</sup>	mm <sup>2</sup>	Kg/m
<b>015.028.015C</b>	1,10	1,10	0,79	0,79	124,90	0,20

**carbonio**

carbon - carbone  
carbono - Carbon  
**L=4m**



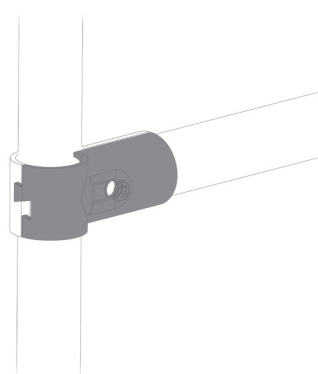
**MEZZO GIUNTO 90°**  
 90° HALF JOINT  
 MEDIA UNIÓN 90°  
 DEMI-JOINT 90°  
 VERBINDERHÄLFTE 90°



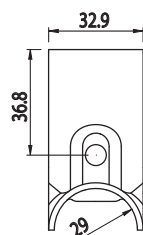
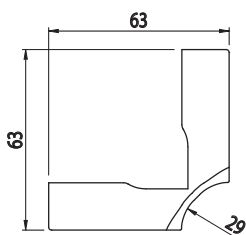
CODICE	Note	g
<b>015.100.001</b>	Verniciato nero - Black coated - Pintado negro - Peint en noir - Schwarz lackiert	65
<b>015.100.001ESD</b>	Nichelato - Nickel-plated - Niquelado - Nickelé - Vernickelt	65

**Acciaio**  
 Steel - Acier  
 Acero - Stahl

**Fornito senza viteria**  
 Supplied without screws - Fourni sans vis  
 No incluye tornillería - Ohne Schrauben



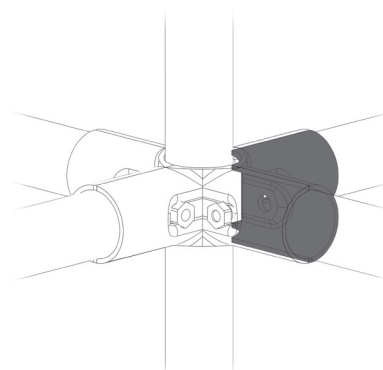
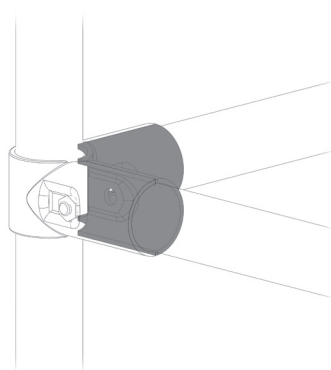
**GIUNTO INTERNO 90°**  
 90° INTERNAL JOINT  
 UNIÓN INTERIOR 90°  
 JOINT INTERNE 90°  
 INNENSEITIGER VERBINDER 90°



CODICE	Note	g
<b>015.100.002</b>	Verniciato nero - Black coated - Pintado negro - Peint en noir - Schwarz lackiert	80
<b>015.100.002ESD</b>	Nichelato - Nickel-plated - Niquelado - Nickelé - Vernickelt	80

**Acciaio**  
 Steel - Acier  
 Acero - Stahl

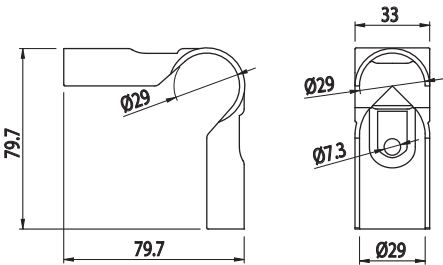
**Fornito senza viteria**  
 Supplied without screws - Fourni sans vis  
 No incluye tornillería - Ohne Schrauben





**GIUNTO ESTERNO 270°**

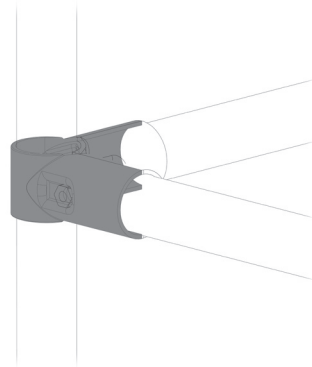
270° EXTERNAL JOINT  
UNIÓN EXTERIOR 270°  
JOINT EXTERNE 270°  
AUSSENSEITIGER VERBINDER 270°



CODICE	Note	g
<b>015.100.003</b>	Verniciato nero - Black coated - Pintado negro - Peint en noir - Schwarz lackiert	110
<b>015.100.003ESD</b>	Nichelato - Nickel-plated - Niquelado - Nickelé - Vernickelt	110

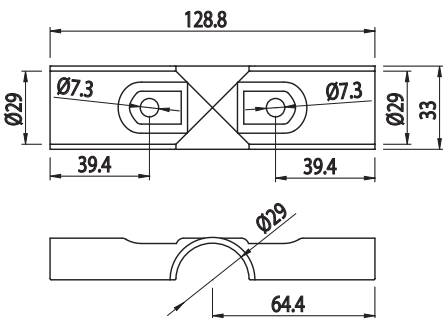

**Acciaio**  
Steel - Acier  
Acero - Stahl

**Fornito senza viteria**  
Supplied without screws - Fourni sans vis  
No incluye tornillería - Ohne Schrauben



**MEZZO GIUNTO 180°**

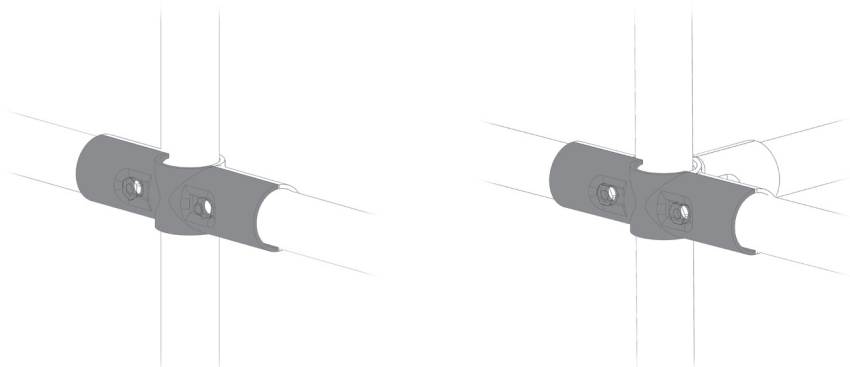
180° HALF JOINT  
MEDIA UNIÓN 180°  
DEMI-JOINT 180°  
VERBINDERHÄLFTE 180°



CODICE	Note	g
<b>015.100.004</b>	Verniciato nero - Black coated - Pintado negro - Peint en noir - Schwarz lackiert	100
<b>015.100.004ESD</b>	Nichelato - Nickel-plated - Niquelado - Nickelé - Vernickelt	100

**Acciaio**  
Steel - Acier  
Acero - Stahl

**Fornito senza viteria**  
Supplied without screws - Fourni sans vis  
No incluye tornillería - Ohne Schrauben






**MEZZO GIUNTO PERPENDICOLARE**

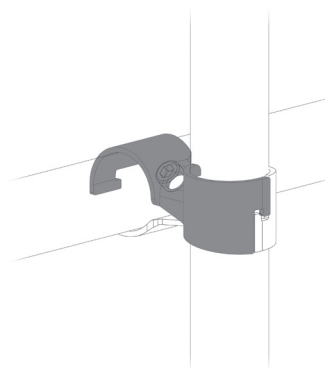
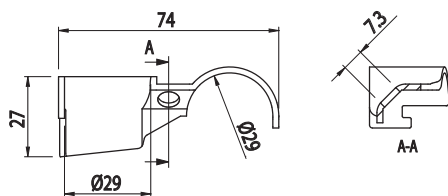
PERPENDICULAR HALF JOINT  
 MEDIA UNIÓN PERPENDICULAR  
 DEMI-JOINT PERPENDICULAIRE  
 VERBINDERHÄLFTE KREUZSTÜCK

CODICE	Note	g
<b>015.100.006</b>	Verniciato nero - Black coated - Pintado negro - Peint en noir - Schwarz lackiert	45



**Acciaio**  
 Steel - Acier  
 Acero - Stahl

**Fornito senza viteria**  
 Supplied without screws - Fourni sans vis  
 No incluye tornillería - Ohne Schrauben



**MEZZO GIUNTO ESTERNO PER SNODO**

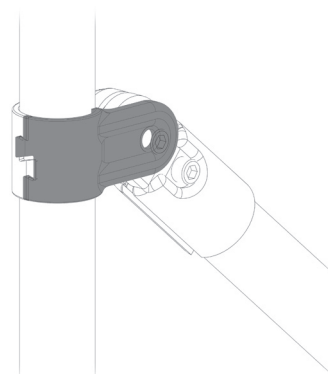
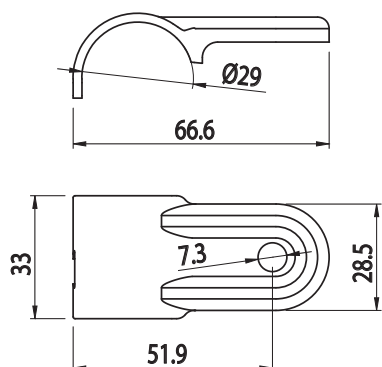
EXTERNAL HALF JOINT FOR ARTICULATION  
 MEDIA UNIÓN EXTERIOR PARA ARTICULACIÓN  
 DEMI-JOINT EXTERNE POUR JOINT ARTICULÉ  
 VERBINDERHÄLFTE AUSSENSEITIG FÜR GELENKVERB.

CODICE	Note	g
<b>015.100.007A</b>	Verniciato nero - Black coated - Pintado negro - Peint en noir - Schwarz lackiert	50
<b>015.100.007AESD</b>	Nichelato - Nickel-plated - Niquelado - Nickelé - Vernickelt	50



**Acciaio**  
 Steel - Acier  
 Acero - Stahl

**Fornito senza viteria**  
 Supplied without screws - Fourni sans vis  
 No incluye tornillería - Ohne Schrauben





**MEZZO GIUNTO INTERNO PER SNODO**

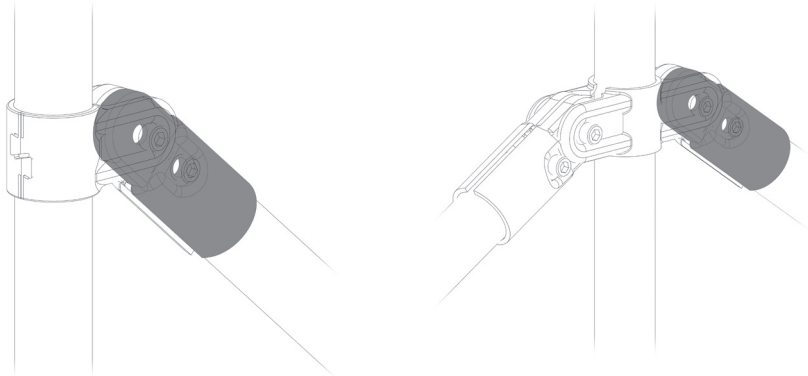
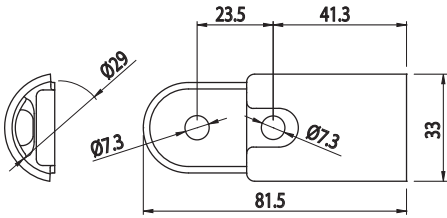
INTERNAL HALF JOINT FOR ARTICULATION  
 MEDIA UNIÓN INTERIOR PARA ARTICULACIÓN  
 DEMI-JOINT INTERNE POUR JOINT ARTICULÉ  
 VERBINDERHÄLFTE INNENSEITIG FÜR GELENKVERB.



CODICE	Note	g
<b>015.100.007B</b>	Verniciato nero - Black coated - Pintado negro - Peint en noir - Schwarz lackiert	70
<b>015.100.007BESD</b>	Nichelato - Nickel-plated - Niquelado - Nickelé - Vernickelt	70


**Acciaio**  
 Steel - Acier  
 Acero - Stahl

**Fornito senza viteria**  
 Supplied without screws - Fourni sans vis  
 No incluye tornillería - Ohne Schrauben



**MEZZO GIUNTO 90° DOPPIO**

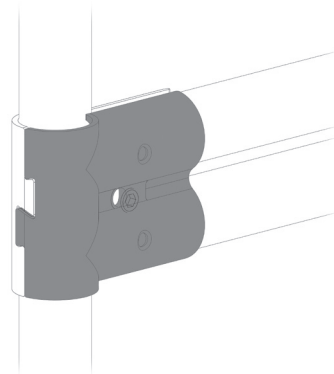
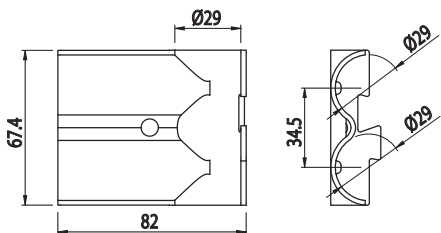
90° DOUBLE HALF JOINT  
 MEDIA UNIÓN 90° DOBLE  
 DEMI-JOINT 90° DOUBLE  
 VERBINDERHÄLFTE 90° DOPPELT



CODICE	Note	g
<b>015.100.009</b>	Verniciato nero - Black coated - Pintado negro - Peint en noir - Schwarz lackiert	120

**Acciaio**  
 Steel - Acier  
 Acero - Stahl

**Fornito senza viteria**  
 Supplied without screws - Fourni sans vis  
 No incluye tornillería - Ohne Schrauben








**MEZZO GIUNTO 90° SCORREVOLE**

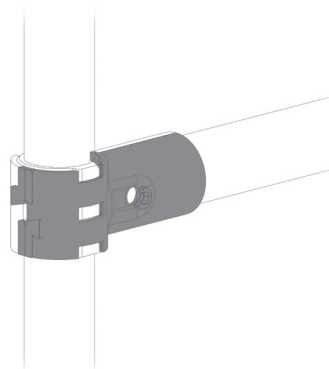
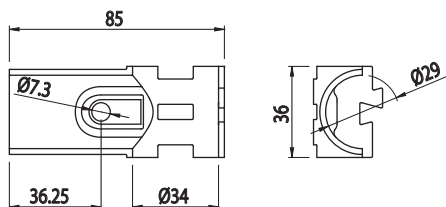
90° SLIDING HALF JOINT  
 MEDIA UNIÓN 90° DESLIZANTE  
 DEMI-JOINT 90° COULISSANT  
 VERBINDERHÄLFTE 90° GLEITEND

CODICE	Note	g
<b>015.100.012</b>	Verniciato nero - Black coated - Pintado negro - Peint en noir - Schwarz lackiert	80



**Acciaio**  
 Steel - Acier  
 Acero - Stahl

**Fornito senza viteria**  
 Supplied without screws - Fourni sans vis  
 No incluye tornillería - Ohne Schrauben



**MEZZO GIUNTO 45° DESTRO**

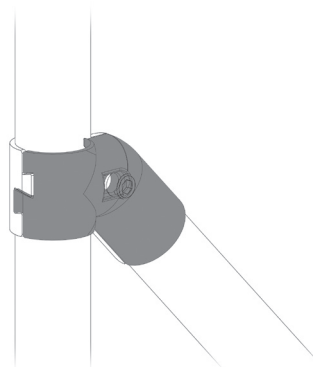
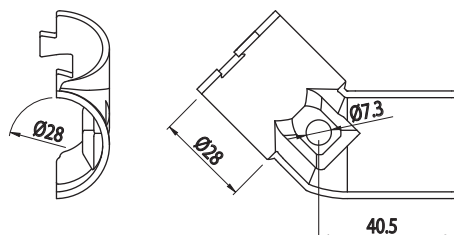
45° HALF JOINT, RIGHT-HAND  
 MEDIA UNIÓN 45° DERECHA  
 DEMI-JOINT 45° DROIT  
 VERBINDERHÄLFTE 45° RECHTS

CODICE	Note	g
<b>015.100.013A</b>	Verniciato nero - Black coated - Pintado negro - Peint en noir - Schwarz lackiert	60



**Acciaio**  
 Steel - Acier  
 Acero - Stahl

**Fornito senza viteria**  
 Supplied without screws - Fourni sans vis  
 No incluye tornillería - Ohne Schrauben





**MEZZO GIUNTO 45° SINISTRO**

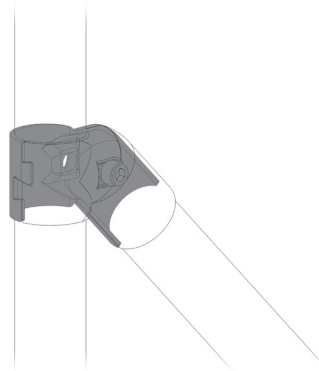
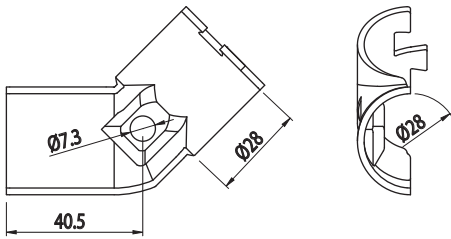
45° HALF JOINT, LEFT-HAND  
 MEDIA UNIÓN 45° IZQUIERDA  
 DEMI-JOINT 45° GAUCHE  
 VERBINDERHÄLFTE 45° LINKS

CODICE	Note	g
<b>015.100.013B</b>	Verniciato nero - Black coated - Pintado negro - Peint en noir - Schwarz lackiert	60



**Acciaio**  
 Steel - Acier  
 Acero - Stahl


**Fornito senza viteria**  
 Supplied without screws - Fourni sans vis  
 No incluye tornillería - Ohne Schrauben



**MEZZO GIUNTO PER SNODO DOPPIO**

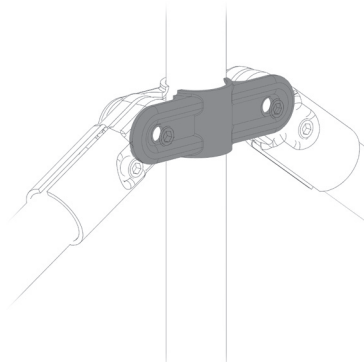
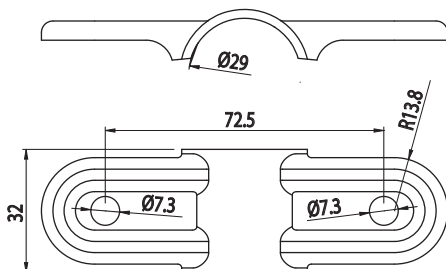
HALF JOINT FOR DOUBLE ARTICULATION  
 MEDIA UNIÓN PARA ARTICULACIÓN DOBLE  
 DEMI-JOINT POUR JOINT ARTICULÉ DOUBLE  
 VERBINDERHÄLFTE FÜR DOPPELGELENKVERB.

CODICE	Note	g
<b>015.100.014</b>	Verniciato nero - Black coated - Pintado negro - Peint en noir - Schwarz lackiert	65



**Acciaio**  
 Steel - Acier  
 Acero - Stahl

**Fornito senza viteria**  
 Supplied without screws - Fourni sans vis  
 No incluye tornillería - Ohne Schrauben





## MEZZO GIUNTO PORTA RIPIANI PARTE INFERIORE

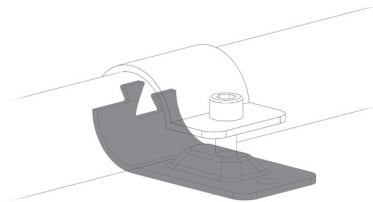
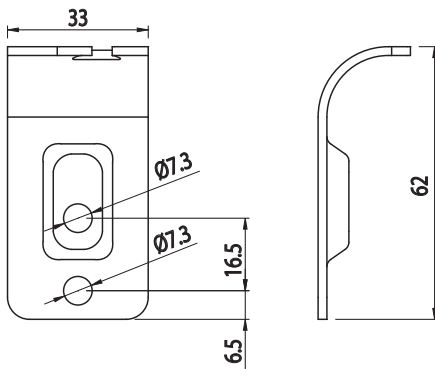
HALF JOINT, LOWER SHELF SUPPORT  
 MEDIA UNIÓN PORTA-ESTANTES PARTE INFERIOR  
 DEMI-JOINT SUPPORT ÉTAGÈRES PARTIE INFÉRIEURE  
 VERBINDERHÄLFTE FACHHALTER UNTEN

CODICE	Note	g
<b>015.100.015A</b>	Verniciato nero - Black coated - Pintado negro - Peint en noir - Schwarz lackiert	40



**Acciaio**  
 Steel - Acier  
 Acero - Stahl


**Fornito senza viteria**  
 Supplied without screws - Fourni sans vis  
 No incluye tornillería - Ohne Schrauben



## MEZZO GIUNTO PORTA RIPIANI PARTE SUP.

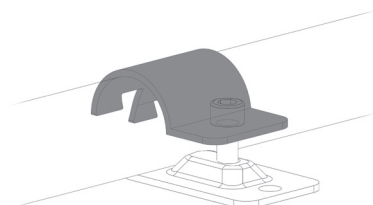
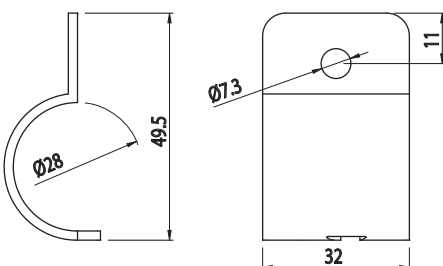
HALF JOINT, UPPER SHELF SUPPORT  
 MEDIA UNIÓN PORTA-ESTANTES PARTE SUPERIOR  
 DEMI-JOINT SUPPORT ÉTAGÈRES PARTIE SUPÉRIEURE  
 VERBINDERHÄLFTE FACHHALTER OBEN

CODICE	Note	g
<b>015.100.015B</b>	Verniciato nero - Black coated - Pintado negro - Peint en noir - Schwarz lackiert	37



**Acciaio**  
 Steel - Acier  
 Acero - Stahl

**Fornito senza viteria**  
 Supplied without screws - Fourni sans vis  
 No incluye tornillería - Ohne Schrauben






**MEZZO GIUNTO PARALLELO SCORREVOLE**

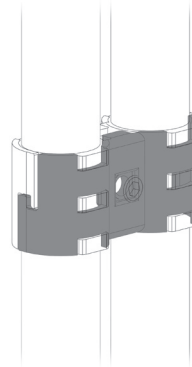
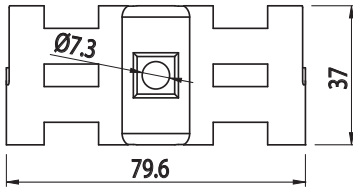
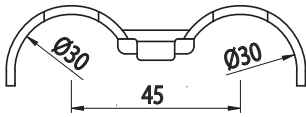
HALF JOINT, PARALLEL SLIDING  
 MEDIA UNIÓN PARALELA DESLIZANTE  
 DEMI-JOINT PARALLÈLE COULISSANT  
 VERBINDERHÄLFTE PARALLEL GLEITEND

CODICE	Note	g
<b>015.100.018</b>	Verniciato nero - Black coated - Pintado negro - Peint en noir - Schwarz lackiert	57



**Acciaio**  
 Steel - Acier  
 Acero - Stahl


**Fornito senza viteria**  
 Supplied without screws - Fourni sans vis  
 No incluye tornillería - Ohne Schrauben



**MEZZO GIUNTO PARALLELO**

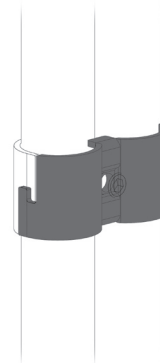
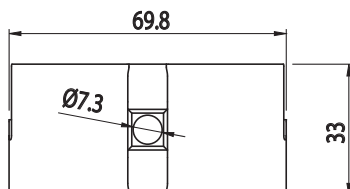
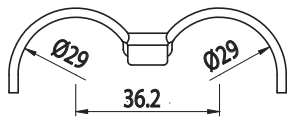
PARALLEL HALF JOINT  
 MEDIA UNIÓN PARALELA  
 DEMI-JOINT PARALLÈLE  
 VERBINDERHÄLFTE PARALLEL

CODICE	Note	g
<b>015.100.028</b>	Verniciato nero - Black coated - Pintado negro - Peint en noir - Schwarz lackiert	49
<b>015.100.028ESD</b>	Nichelato - Nickel-plated - Niquelado - Nickelé - Vernickelt	49



**Acciaio**  
 Steel - Acier  
 Acero - Stahl


**Fornito senza viteria**  
 Supplied without screws - Fourni sans vis  
 No incluye tornillería - Ohne Schrauben





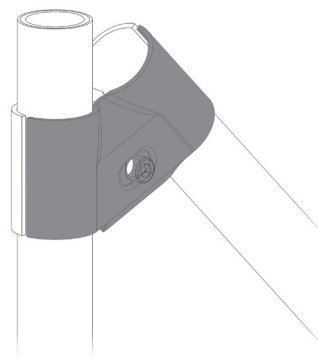
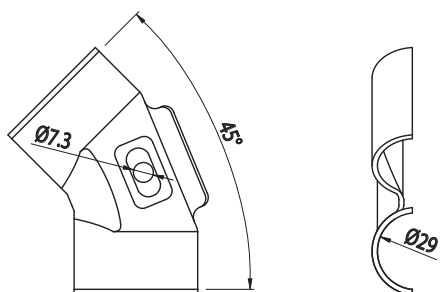
**MEZZO GIUNTO 45°**  
 45° HALF JOINT  
 MEDIA UNIÓN 45°  
 DEMI-JOINT 45°  
 VERBINDERHÄLFTE 45°

CODICE	Note	g
<b>015.100.045</b>	Verniciato nero - Black coated - Pintado negro - Peint en noir - Schwarz lackiert	70



**Acciaio**  
 Steel - Acier  
 Acero - Stahl

**Fornito senza viteria**  
 Supplied without screws - Fourni sans vis  
 No incluye tornillería - Ohne Schrauben



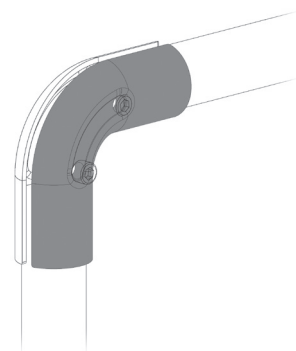
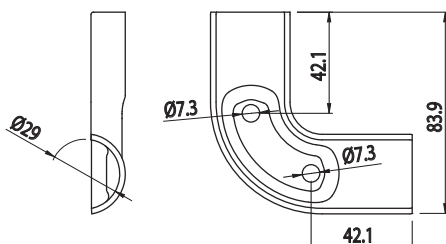
**MEZZO GIUNTO 90° RAGGIATO**  
 90° RADIAL HALF JOINT  
 MEDIA UNIÓN 90° CODO RADIAL  
 DEMI-JOINT 90° RAYONNÉ  
 VERBINDERHÄLFTE 90° GEBOGEN

CODICE	Note	g
<b>015.100.090</b>	Verniciato nero - Black coated - Pintado negro - Peint en noir - Schwarz lackiert	100
<b>015.100.090ESD</b>	Nichelato - Nickel-plated - Niquelado - Nickelé - Vernickelt	100



**Acciaio**  
 Steel - Acier  
 Acero - Stahl

**Fornito senza viteria**  
 Supplied without screws - Fourni sans vis  
 No incluye tornillería - Ohne Schrauben





**MEZZO GIUNTO TUBO - PROFILO IN ALLUMINIO**

HALF JOINT TUBE - ALUMINIUM PROFILE  
MEDIA UNIÓN TUBO - PERFIL ALUMINIO  
DEMI-JOINT TUBE - PROFILÉ ALUMINIUM  
VERBINDERHÄLFTE ROHR - ALUMINIUM PROFIL

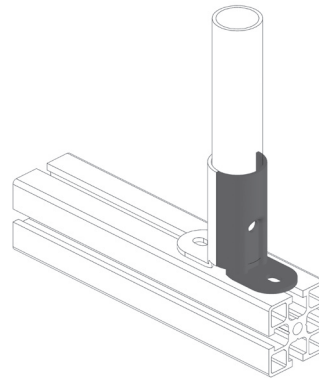
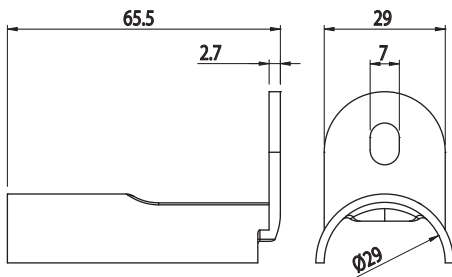
**NEW**

CODICE	Note	g
<b>015.100.016</b>	Verniciato nero - Black coated - Pintado negro - Peint en noir - Schwarz lackiert	55



**Acciaio**  
Steel - Acier  
Acero - Stahl

**Fornito senza viteria**  
Supplied without screws - Fourni sans vis  
No incluye tornillería - Ohne Schrauben

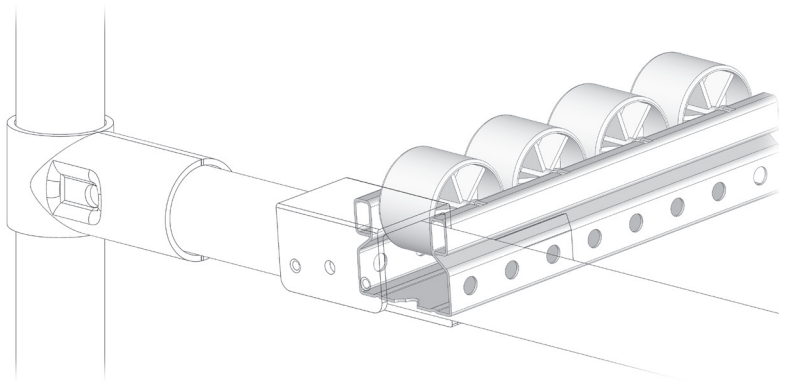
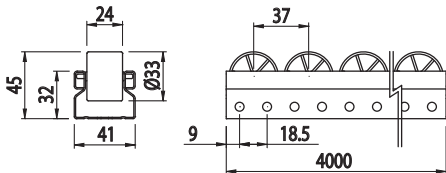





**RULLIERA STANDARD ROTELLA PIATTA**

STANDARD ROLLER TRACK, FLAT ROLLERS  
 TRANSPORTADOR ESTÁNDAR, RUEDA PLANA  
 RAIL À GALET STANDARD ROULETTE PLAT  
 STANDARD-ROLLENSCHIEN MIT FLACHEN ROLLEN

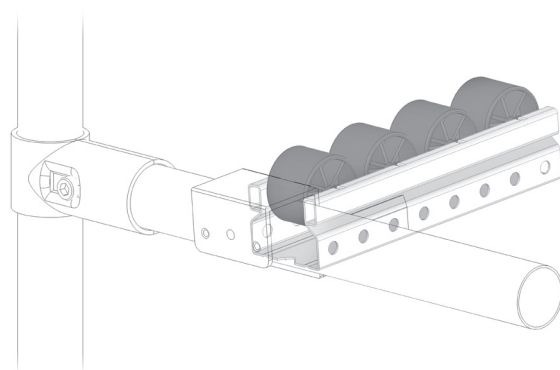
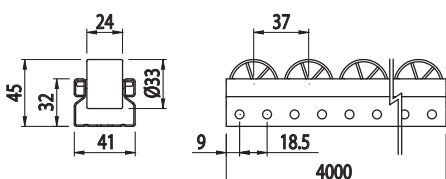

CODICE	Note	Kg/m
<b>015.200.006</b>	Rotella ø 34 / barre da 4 m - ø 34 roller / 4 m bars - Rueda ø 34 / Barras de 4 m - Roulette ø 34 / barres de 4 m - Rolle ø 34 / 4-m-Bahnen	1,30



**RULLIERA STANDARD ROTELLA PIATTA**

STANDARD ROLLER TRACK, FLAT ROLLERS  
 TRANSPORTADOR ESTÁNDAR, RUEDA PLANA  
 RAIL À GALET STANDARD ROULETTE PLAT  
 STANDARD-ROLLENSCHIEN MIT FLACHEN ROLLEN

<b>NEW</b>		
CODICE	Note	Kg/m
<b>015.200.017</b>	Rotella ø 34 / barre da 4 m - ø 34 roller / 4 m bars - Rueda ø 34 / Barras de 4 m - Roulette ø 34 / barres de 4 m - Rolle ø 34 / 4-m-Bahnen	1,30

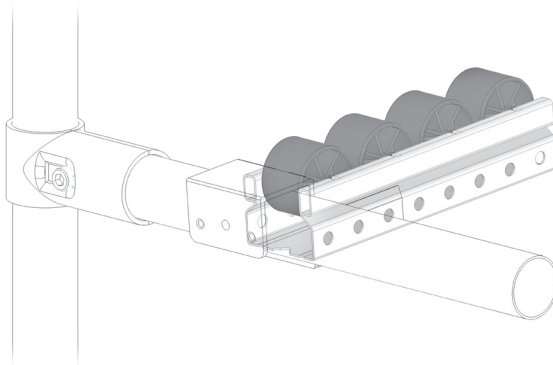
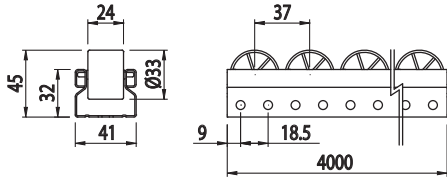





**RULLIERA PIATTA STANDARD ESD**

STANDARD ESD FLAT ROLLER TRACK  
 TRANSPORTADOR PLANO ESTÁNDAR ESD  
 RAIL À GALET PLAT STANDARD ESD  
 FLACHE STANDARD-ROLLENSCHIEN ESD

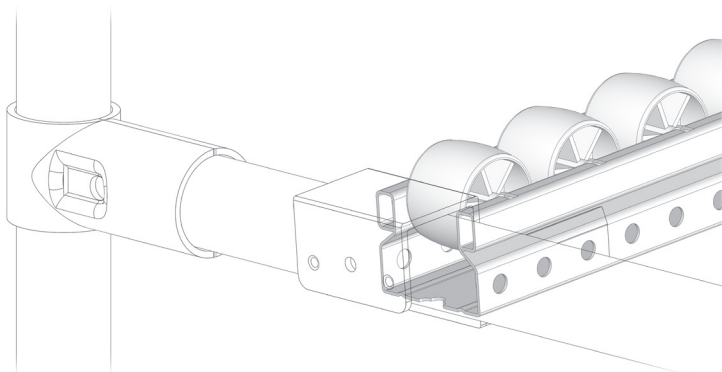
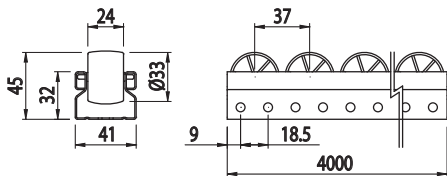

CODICE	Note	Kg/m
<b>015.200.012</b>	Rotella ø34 / barre da 4 m - ø 34 roller / 4 m bars - Rueda ø 34 / Barras de 4 m - Roulette ø 34 / barres de 4 m - Rolle ø 34 / 4-m-Bahnen	1,30



**RULLIERA STANDARD ROTELLA BOMBATA**

STANDARD ROLLER TRACK, CONVEX ROLLERS  
 TRANSPORTADOR ESTÁNDAR, RUEDA ABOMBADA  
 RAIL À GALET STANDARD ROULETTE BOMBÉE  
 STAND.-ROLLENSCHIEN MIT GEWÖLBTEN ROLLEN

CODICE	Note	Kg/m
<b>015.200.011</b>	Rotella ø34 / barre da 4m - ø 34 roller / 4m bars - Rueda ø 34 / Barras de 4m - Roulette ø 34 / barres de 4m - Rolle ø 34 / 4-m-Bahnen	1,30



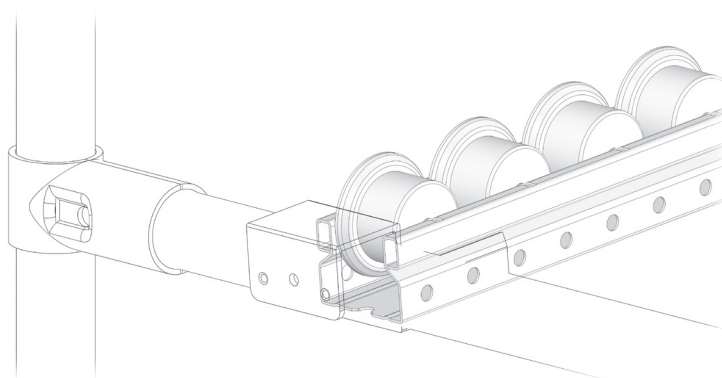
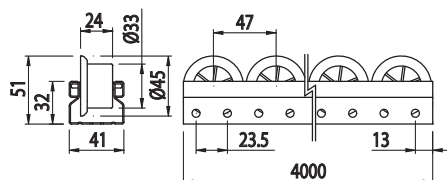




**RULLIERA CON SPONDA**

ROLLER TRACK WITH FLANGED ROLLERS  
 TRANSPORTADOR CON GUÍA  
 RAIL À GALET AVEC BORD  
 ROLLENSCHIEN MIT WAND

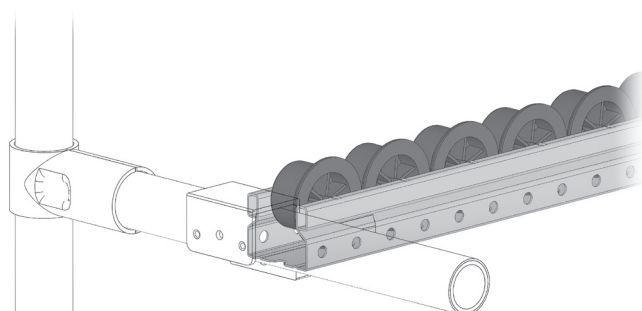
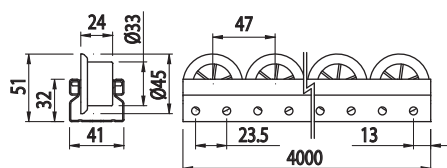

CODICE	Note	Kg/m
<b>015.200.007</b>	Rotella ø 34 con sponda / barre da 4 m - ø 34 roller with flanged rollers / 4 m bars - Rueda ø 34 con guía / Barras de 4 m - Roulette ø 34 avec bord / barres de 4 m - Geflanschte Rolle ø 34 / 4-m-Bahnen	1,30



**RULLIERA CON SPONDA ESD**

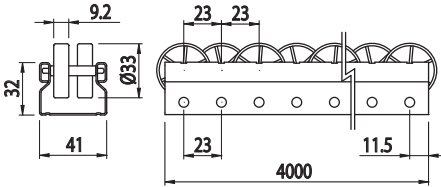

ROLLER TRACK WITH ESD FLANGED ROLLERS  
 TRANSPORTADOR CON GUÍA ESD  
 RAIL À GALET AVEC BORD ESD  
 ROLLENSCHIEN MIT WAND ESD

CODICE	Note	Kg/m
<b>015.200.013</b>	Rotella ø 34 con sponda ESD / barre da 4 m - ø 34 roller with ESD flanged rollers / 4 m bars - Rueda ø 34 con guía ESD / Barras de 4 m - Roulette ø 34 avec bord ESD / barres de 4 m - Geflanschte ESD-Rolle ø 34 / 4-m-Bahnen	1,30

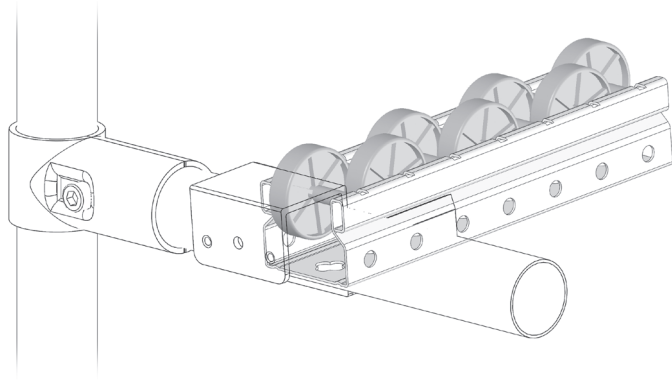




**RULLIERA CON DOPPIA ROTELLA**  
 DOUBLE ROLLER TRACK  
 TRANSPORTADOR CON DOBLE RUEDA  
 RAIL À GALET AVEC ROULETTE DOUBLE  
 ROLLENSCHIEN MIT DOPPELROLLEN

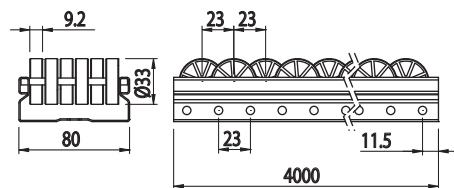



CODICE	Note	Kg/m
<b>015.200.008</b>	Doppia rotella $\varnothing 34$ / barre da 4 m - $\varnothing 34$ double roller / 4 m bars - Doble rueda $\varnothing 34$ / Barras de 4 m - Double roulette $\varnothing 34$ / barres de 4 m - Doppelrolle $\varnothing 34$ / 4-m-Bahnen	1,30

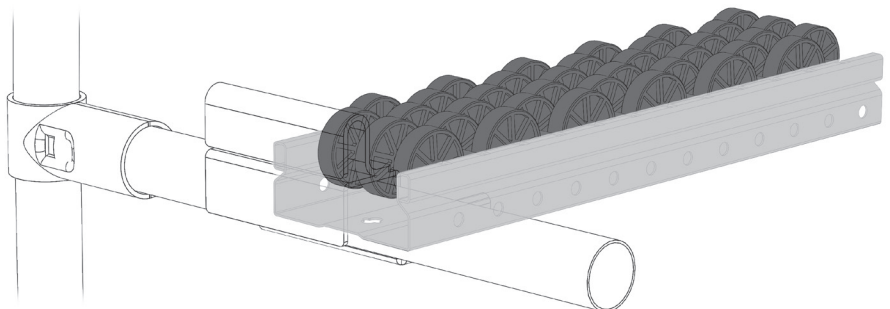


**RULLIERA DA 80 TRIPLA ROTELLA**  
 80 MM ROLLER TRACK, 3 ROLLERS  
 TRANSPORTADOR DE 80 MM, 3 RUEDAS  
 RAIL À GALET DE 80 MM, 3 ROULETTES  
 ROLLENSCHIEN 80 MM MIT 3 ROLLEN

**NEW**



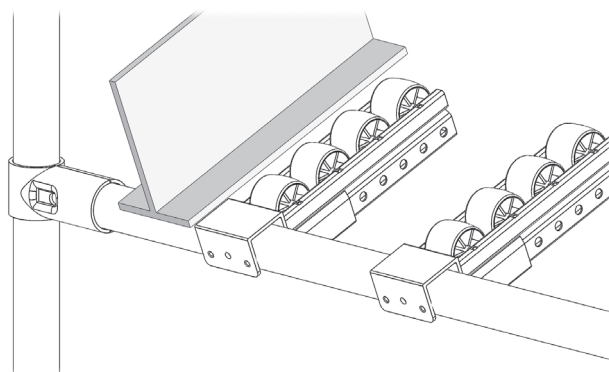
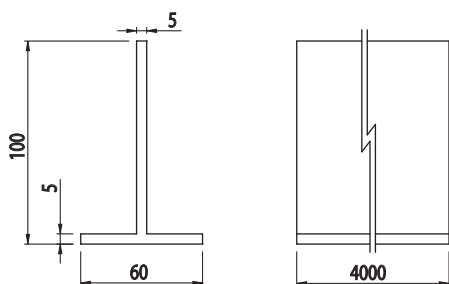

CODICE	Note	Kg/m
<b>015.200.014</b>	Tripla rotella $\varnothing 80$ - 3 rollers $\varnothing 80$ - 3 ruedas $\varnothing 80$ - 3 roulettes $\varnothing 80$ - 3 Rollen $\varnothing 80$	2,3





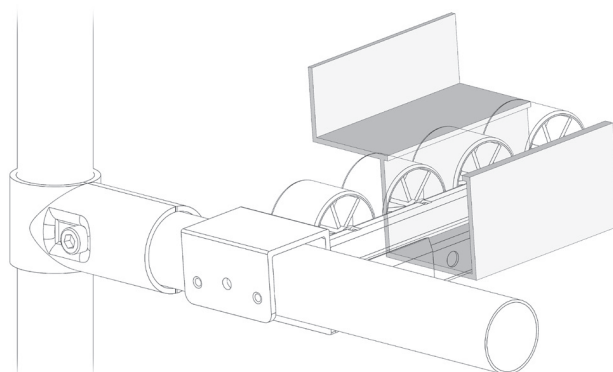
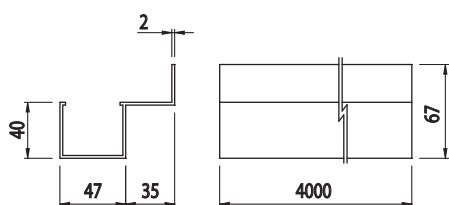

**SPONDA CENTRALE**  
CENTRAL PLASTIC PROFILE  
GUÍA CENTRAL  
BORD CENTRAL  
MITTELWAND

CODICE	Note	Kg/m
<b>015.200.009</b>	barre da 4 m - 4 m bars - barras de 4 m - barras de 4 m - 4-m-Bahnen	0,75



**SPONDA LATERALE**  
SIDE PLASTIC PROFILE  
GUÍA LATERAL  
BORD LATÉRAL  
SEITENWAND

CODICE	Note	Kg/m
<b>015.200.010</b>	Barre da 4 m - 4 m bars - Barras de 4 m - Barres de 4 m - 4-m-Bahnen	0,70

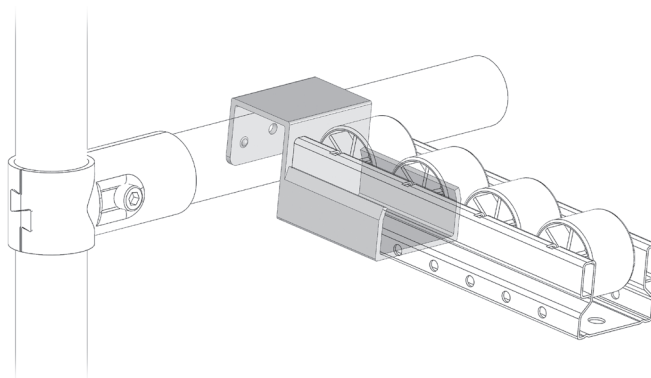
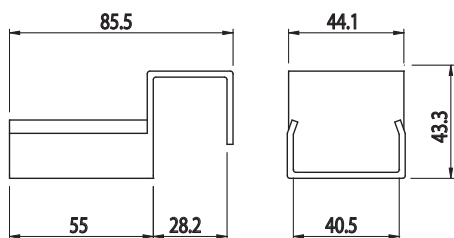





**SUPPORTO GUIDA STANDARD**

STANDARD ROLLER MOUNTING BRACKET  
SOPORTE GUÍA ESTÁNDAR  
SUPPORT GUIDE STANDARD  
STANDARD-SCHIENENTRÄGER

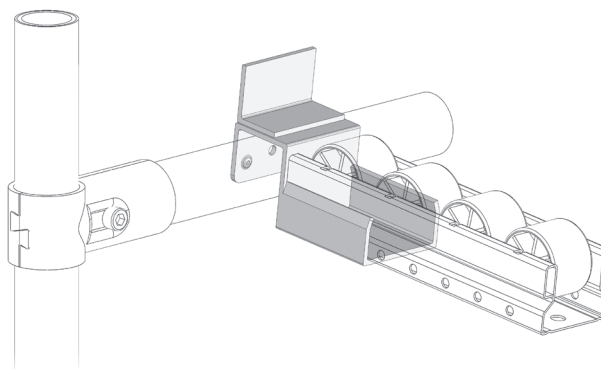
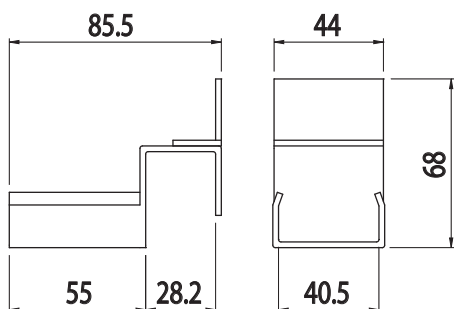

CODICE	Note	g
<b>015.200.001</b>	Supporto senza fermo - Bracket without stop - Soporte sin tope - Support sans arrêt - Träger ohne Sperr	140



**SUPPORTO GUIDA CON FERMO**

ROLLER MOUNTING BRACKET WITH STOP  
SOPORTE GUÍA CON RETÉN  
SUPPORT GUIDE AVEC ARRÊT  
SCHIENENTRÄGER MIT SPERRE

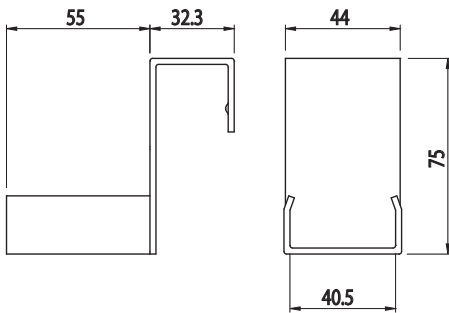

CODICE	Note	g
<b>015.200.002</b>	Supporto con fermo - Bracket with stop - Soporte con tope - Support avec arrêt - Träger mit Sperr	170



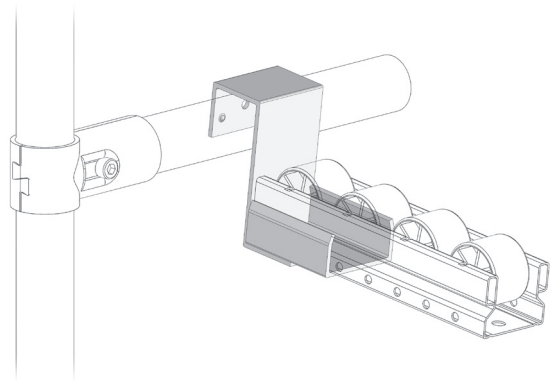


**SUPPORTO GUIDA CON FERMO**

ROLLER MOUNTING BRACKET WITH STOP  
 SOPORTE GUÍA CON RETÉN  
 SUPPORT GUIDE AVEC ARRÊT  
 SCHIENENTRÄGER MIT SPERRE

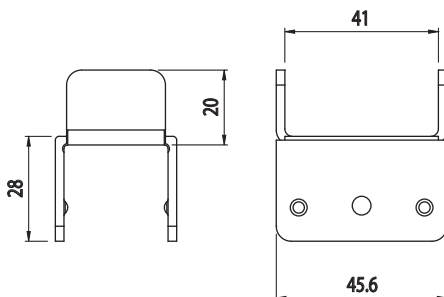


CODICE	Note	g
<b>015.200.003</b>	Supporto con fermo a pendenza maggiorata - Bracket with stop and increased angle - Soporte con retén con pendiente aumentada - Support avec arrêt à pente accrue - Träger mit Sperre und verstärkter Neigung	200

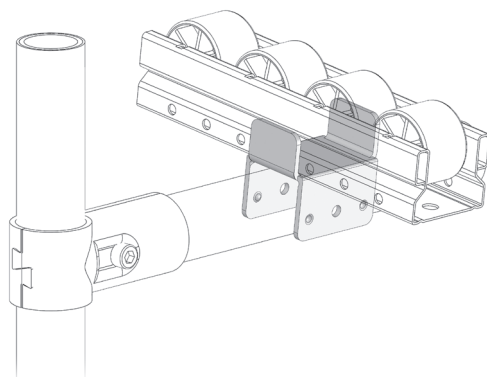


**MEZZO PONTE PER GIUNZIONE**

HALF BRIDGE FOR JOINTS  
 MEDIO PUENTE PARA UNIÓN  
 DEMI-PONT POUR JONCTION  
 BRÜCKENHÄLFTE FÜR VERBINDUNG



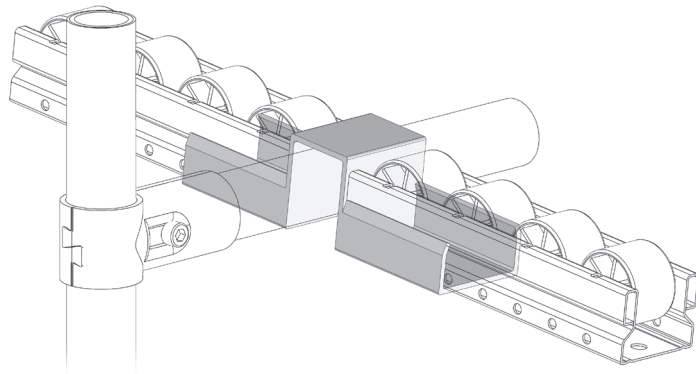
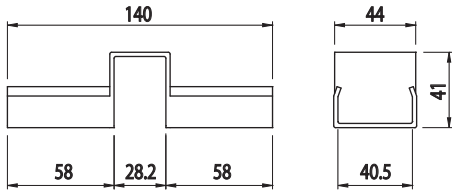

CODICE	Note	g
<b>015.200.004</b>	Per sostegno intermedio - For intermediate support - Para apoyo intermedio - Pour support intermédiaire - Zur Unterstützung der Verbindungsstelle	80





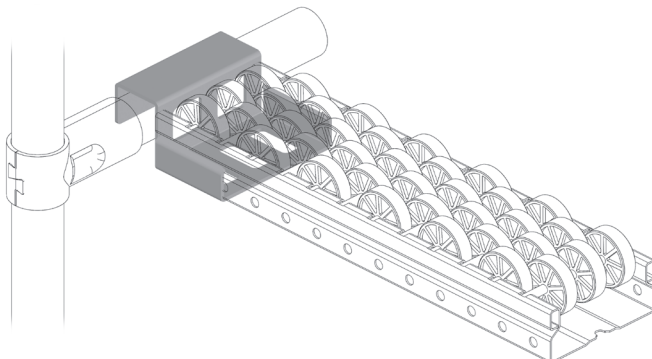
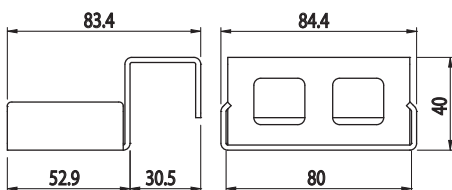

PONTE  
BRIDGE  
PUENTE  
PONT  
BRÜCKE

CODICE	Note	g
<b>015.200.005</b>	Per sostegno intermedio - For intermediate support - Para apoyo intermedio - Pour support intermédiaire - Zur Unterstützung der Verbindungsstelle	220



**SUPPORTO GUIDA 80 STANDARD**  
80 STANDARD ROLLER MOUNTING BRACKET  
SOPORTE GUÍA 80 ESTÁNDAR  
SUPPORT GUIDE STANDARD 80  
STANDARD 80 SCHIENENTRÄGER

NEW		g
CODICE	Note	g
<b>015.200.015</b>	Supporto senza fermo - Bracket without stop - Soporte sin tope - Support sans arrêt - Träger ohne Sperre	140



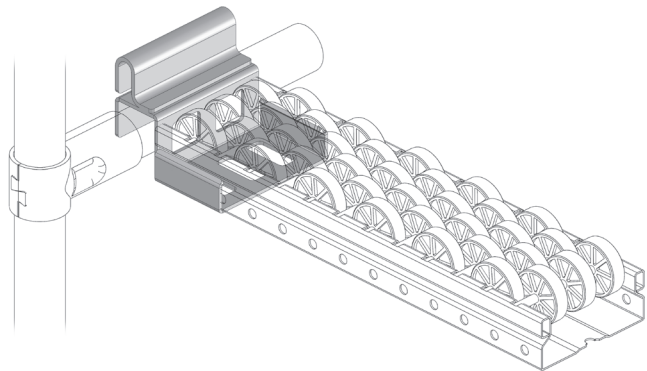
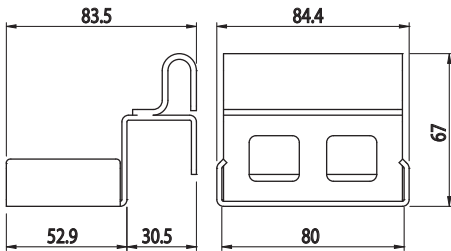



**SUPPORTO GUIDA 80 CON FERMO**

80 ROLLER MOUNTING BRACKET WITH STOP  
 SOPORTE GUÍA CON RETÉN  
 SUPPORT GUIDE AVEC ARRÊT  
 80 SCHIENENTRÄGER MIT SPERRE

**NEW**

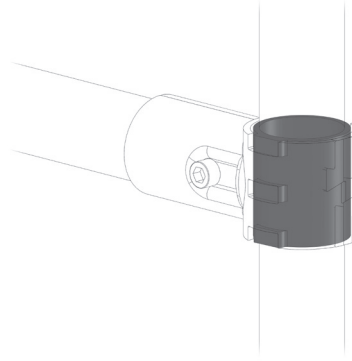
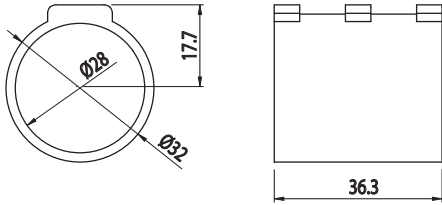
CODICE	Note	g
<b>015.200.016</b>	Supporto con fermo - Bracket with stop - Soporte con tope - Support avec arrêt - Träger mit Sperre	170





**INSERTO PER MOVIMENTAZIONE GIUNTI**

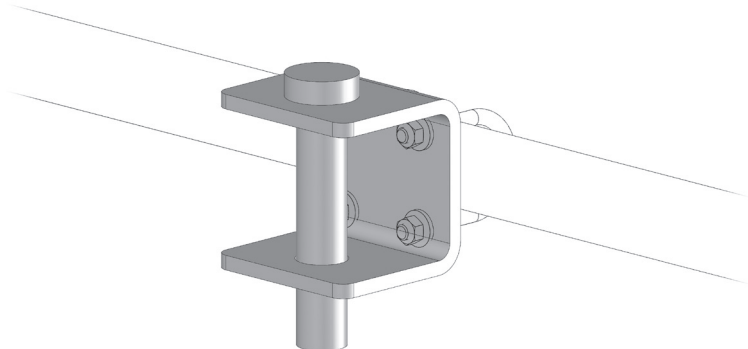
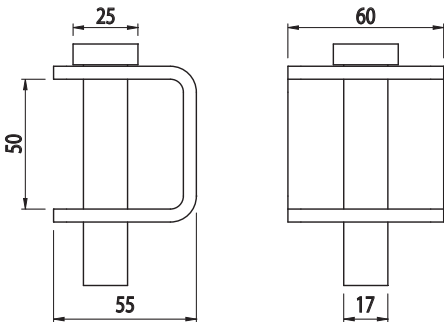

JOINT SLIDING DEVICE  
 INSERTO PARA DESPLAZAMIENTO UNIONES  
 INSERT POUR DÉPLACEMENT JOINTS  
 INNENTEIL FÜR VERBINDERBEWEGUNG



CODICE	Note	g
<b>015.300.001</b>	Inserto in plastica per movimentazione giunti - Plastic sliding joint device - Inserto de plástico para el desplazamiento de los empalmes - Insert en plastique pour déplacement joints - Innenteil aus Plastik für Verbinderbewegung	7

**AGGANCIAMENTO TIMONE**

HAUL RING SUPPORT  
 ENGANCHE TIMÓN  
 ACCROCHAGE TIMON  
 HAKEN FÜR ZUGBOLZEN



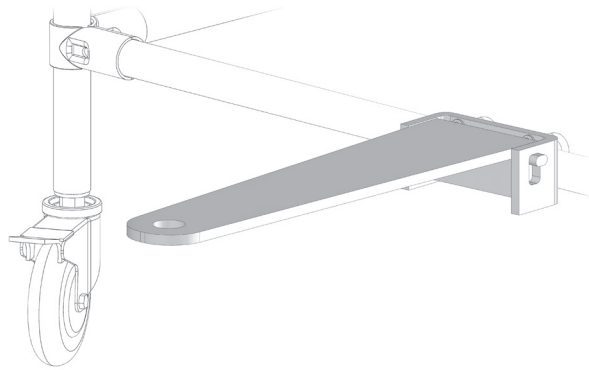
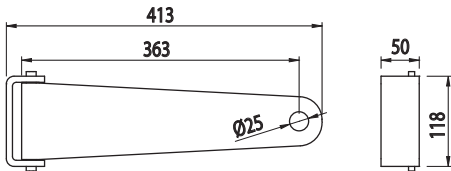
CODICE	Note	g
<b>015.300.002</b>	Da abbinare a 015.300.003 - Use in conjunction with 015.300.003 - Combinar con 015.300.003 - À associer à 015.300.003 - Zu kombinieren mit 015.300.003	1220





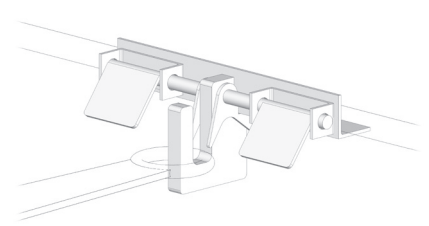
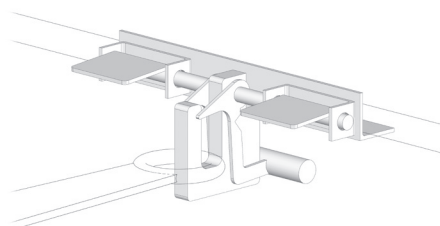
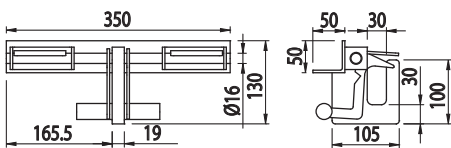

**TIMONE**  
HAUL RING  
TIMÓN  
TIMON  
ZUGBOLZEN

CODICE	Note	g
<b>015.300.003</b>	Da abbinare a 015.300.002 - Use in conjunction with 015.300.002 - Combinar con 015.300.002 - À associer à 015.300.002 - Zu kombinieren mit 015.300.002	2680



**AGGANCIO TIMONE**  
HAUL RING SUPPORT  
ENGANCHE TIMÓN  
ACCROCHAGE TIMON  
HAKEN FÜR ZUGBOLZEN

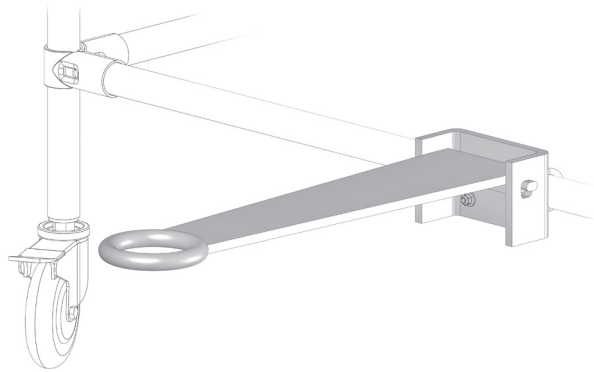
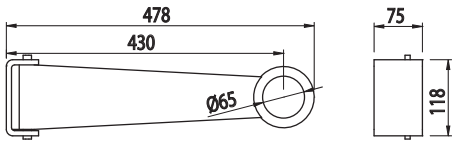
CODICE	Note	g
<b>015.300.016</b>	Da abbinare a 015.300.017 - Use in conjunction with 015.300.017 - Combinar con 015.300.017 - À associer à 015.300.017 - Zu kombinieren mit 015.300.017	4400





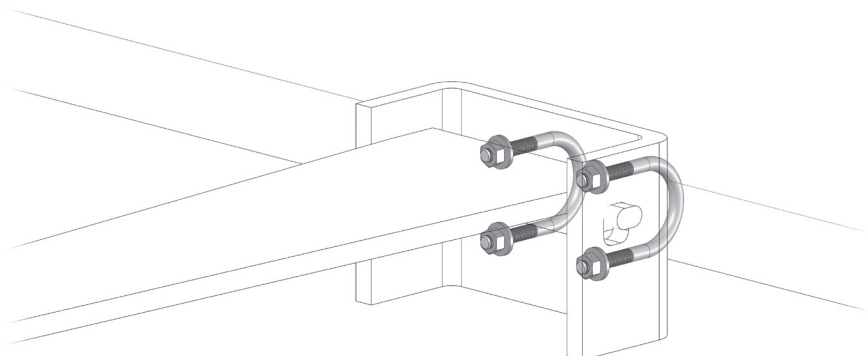
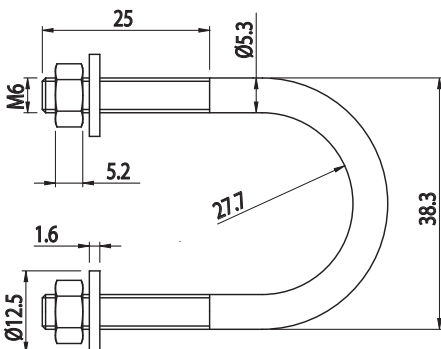
**TIMONE**  
HAUL RING  
TIMÓN  
TIMON  
ZUGBOLZEN

CODICE	Note	g
<b>015.300.017</b>	Da abbinare a 015.300.016 - Use in conjunction with 015.300.016 - Combinar con 015.300.016 - À associer à 015.300.016 - Zu kombinieren mit 015.300.016	3270



**U-BOLT**  
U-BOLT  
PERNO DE HORQUILLA  
ÉTRIER  
U-BOLT

CODICE	Note	g
<b>015.300.019</b>	Per fissaggio timone - For haul ring fastening - Para la fijación del timón - Pour fixation timon - Für Zugbolzenbefestigung	26

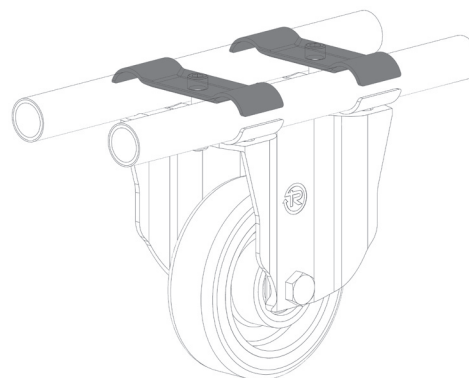
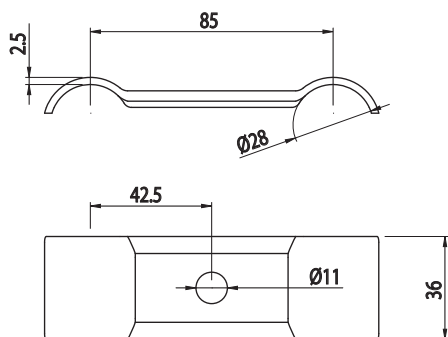





**PIASTRA SUPERIORE PER MONTAGGIO RUOTE**

UPPER CASTER FASTENING PLATE  
 PLETINA SUPERIOR PARA MONTAJE RUEDAS  
 PLAQUE SUPÉRIEURE POUR MONTAGE ROUES  
 RADMONTAGEPLATTE OBEN

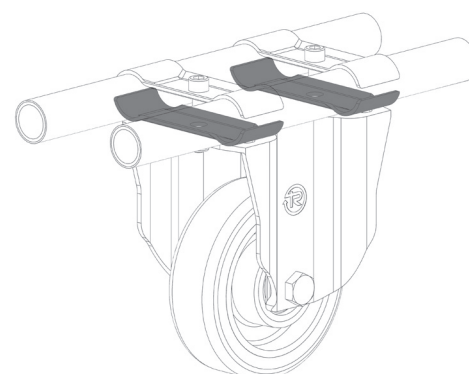
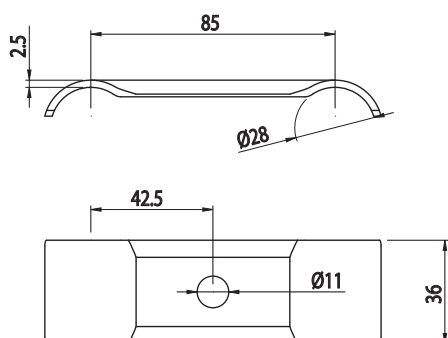

CODICE	Note	g
<b>015.300.004</b>	Per fissaggio ruote - For caster fastening - Para la fijación de ruedas - Pour fixation roues - Für die Radbefestigung	110



**PIASTRA INFERIORE PER MONTAGGIO RUOTE**

LOWER CASTER FASTENING PLATE  
 PLETINA INFERIOR PARA MONTAJE RUEDAS  
 PLAQUE INFÉRIEURE POUR MONTAGE ROUES  
 RADMONTAGEPLATTE UNTEN

CODICE	Note	g
<b>015.300.005</b>	Per fissaggio ruote - For caster fastening - Para la fijación de ruedas - Pour fixation roues - Für die Radbefestigung	110

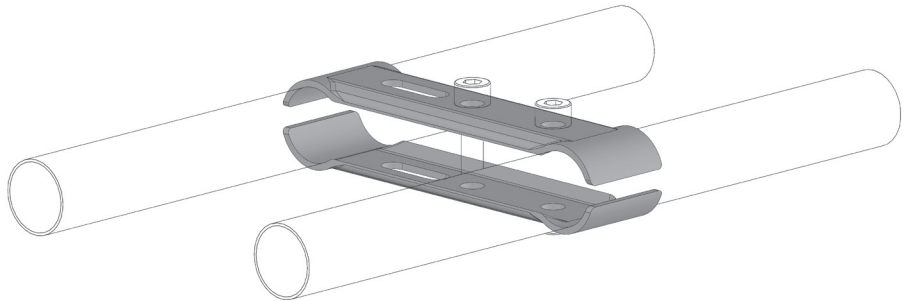
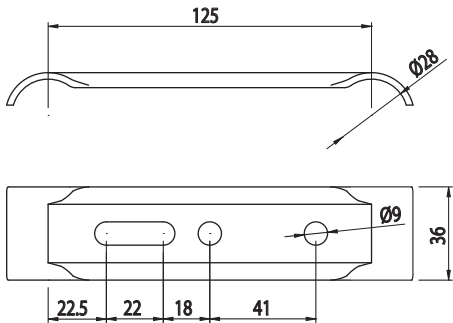





**PIASTRA PER RUOTE**  
 PLATE FOR CASTERS  
 PLETINA PARA RUEDAS  
 PLAQUE POUR ROUES  
 RADECKPLATTE RECHTS

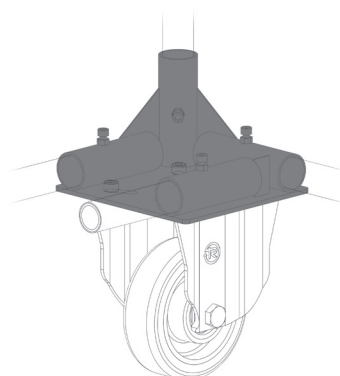
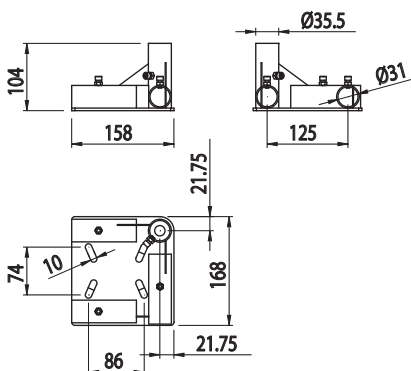

NEW

CODICE	Note	g
<b>015.300.020</b>	Per fissaggio ruote - For caster fastening - Para la fijación de ruedas - Pour fixation roues - Für die Radbefestigung	110



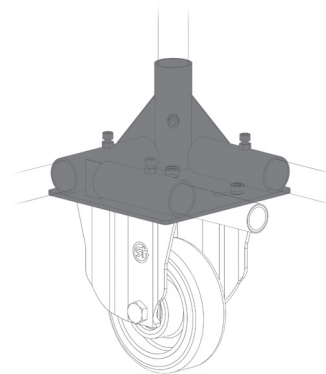
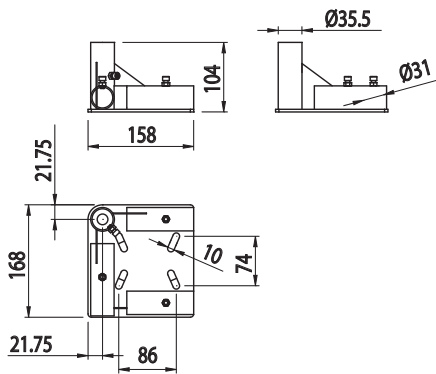

**PIASTRA ANGOLARE SINISTRA PER RUOTE**  
 LEFT ANGULAR PLATE FOR CASTERS  
 PLETINA ANGULAR IZQUIERDA PARA RUEDAS  
 PLAQUE ANGULAIRE GAUCHE POUR ROUES  
 RADECKPLATTE LINKS

CODICE	Note	g
<b>015.300.006</b>	Unisce i tubi e permette giunzione delle ruote - For connecting tubes and casters - Permite unir los tubos y fijar las ruedas - Unit les tubes et permet la jonction des roues - Verbindet die Rohre und ermöglicht die Verbindung der Räder	1280




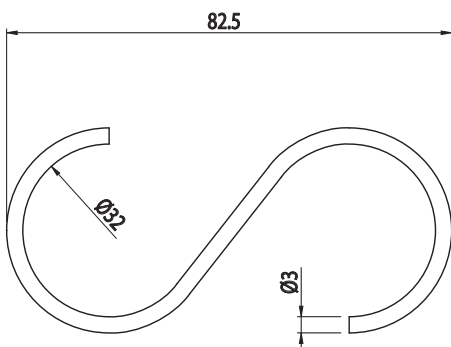


**PIASTRA ANGOLARE DESTRA PER RUOTE**  
 RIGHT ANGULAR PLATE FOR CASTERS  
 PLETINA ANGULAR DERECHA PARA RUEDAS  
 PLAQUE ANGULAIRE DROITE POUR ROUES  
 RADECKPLATTE RECHTS



CODICE	Note	g
<b>015.300.007</b>	Unisce i tubi e permette giunzione delle ruote - For connecting tubes and casters - Permite unir los tubos y fijar las ruedas - Unit les tubes et permet la jonction des roues - Verbindet die Rohre und ermöglicht die Verbindung der Räder	1280

**GANCIO**  
 HOOK  
 GANCHO  
 CROCHET  
 HAKEN



CODICE	Note	g
<b>015.300.018</b>	Per supporto attrezzi - For supporting equipment - Para colgar herramientas - Pour support outils - Als Werkzeughalterung	2


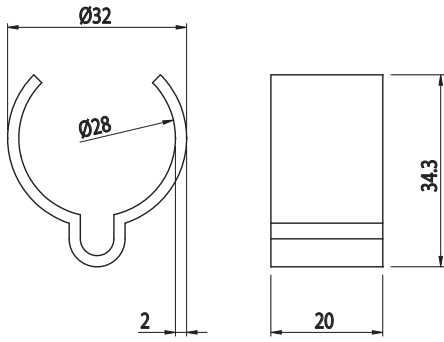


**ANELLO PORTA ETICHETTE**

NAME PLATE CLIP  
ANILLO PORTA-ETIQUETAS  
BAGUE PORTE-ÉTIQUETTE  
RING FÜR ETIKETTENHALTER




CODICE	Note	g
<b>015.300.011</b>	Per sostegno porta etichette - Name plate support - Para la fijación de los porta-etiquetas - Pour support porte-étiquette - Zur Befestigung des Etikettenhalters	5

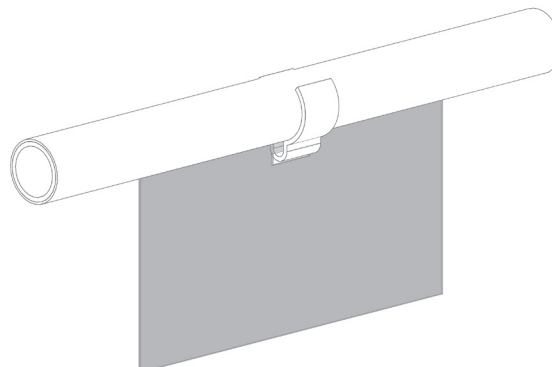
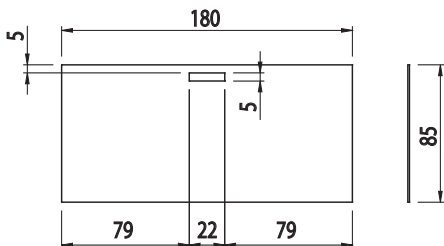


**PORTA ETICHETTE 180 X 85**

NAME PLATE, 180 X 85  
PORTA-ETIQUETAS 180 X 85  
PORTE-ÉTIQUETTE 180 X 85  
ETIKETTENHALTER 180 X 85




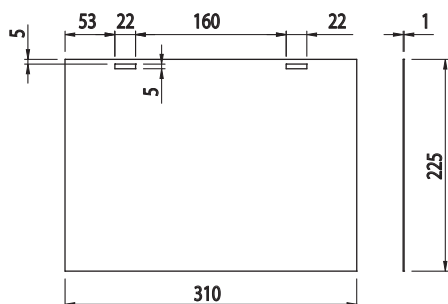
CODICE	Note	g
<b>015.300.009</b>	Per identificazione prodotti - For product identification - Para la identificación de productos - Pour identification produits - Zur Produktidentifizierung	12





**PORTA ETICHETTE 310 X 225**

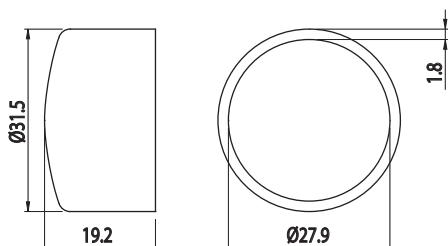
NAME PLATE, 310 X 225  
 PORTA-ETIQUETAS 310 X 225  
 PORTE-ÉTIQUETTE 310 X 225  
 ETIKETTENHALTER 310 X 225



CODICE	Note	g
<b>015.300.010</b>	Per identificazione prodotti - For product identification - Para la identificación de productos - Pour identification produits - Zur Produktidentifizierung	12

**PIEDINO IN GOMMA**

RUBBER FOOT  
 CONTERA DE GOMA  
 PIED EN CAOUTCHOUC  
 GUMMIFUSS



CODICE	Note	g
<b>015.300.008</b>	Piede in gomma zigrinata - Knurled rubber foot - Contera de goma moleteada - Pied en caoutchouc crénelé - Gerändelter Gummifuß	35


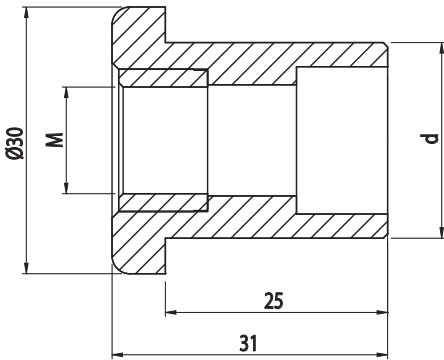


**TAPPO PER TUBO**  
TUBE END CAP  
TAPÓN PARA TUBO  
BOUCHON POUR TUBE  
ROHRENDKAPPE

**NEW**

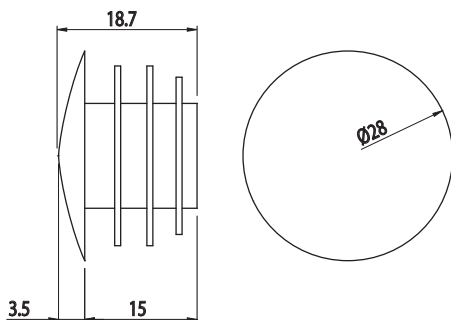


CODICE	Note	g
<b>015.300.021</b>	M8 - d=22	22
<b>015.300.022</b>	M12 - d=22	17
<b>015.300.023</b>	M8 - d=23,5	23
<b>015.300.024</b>	M12 - d=23,5	18



**TAPPO PER TUBO**  
TUBE END CAP  
TAPÓN PARA TUBO  
BOUCHON POUR TUBE  
ROHRENDKAPPE

CODICE	Note	g
<b>015.300.012</b>	Terminale di chiusura per tubi - Tube end cap - Terminal de cierre para tubos - Bouchon de fermeture pour tubes - Verschlusskappe für Rohre	8

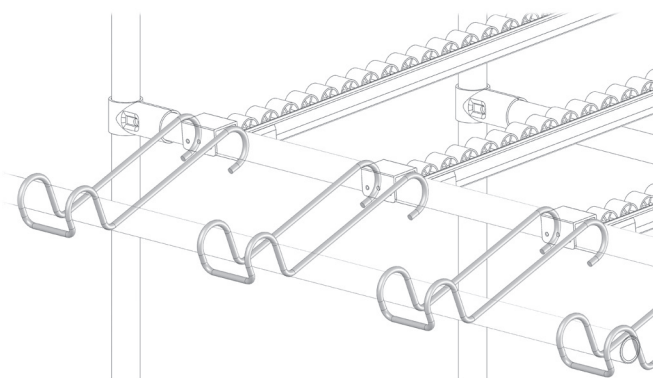
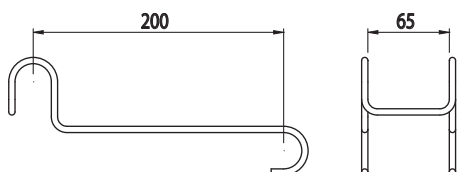






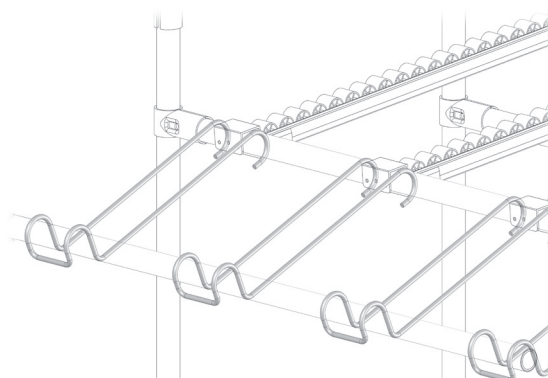
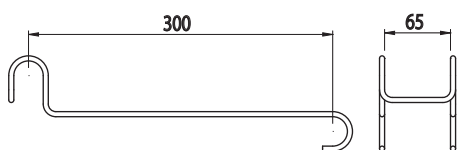
**SCIVOLO**  
WIRE CHUTE  
TOBOGÁN  
TOBOGGAN  
RUTSCHE

CODICE	Note	g
<b>015.300.013</b>	Per accumulo prodotti - For product build-up - Para acumulación de productos - Pour accumulation produits - Für Produktansammlung	182



**SCIVOLO**  
WIRE CHUTE  
TOBOGÁN  
TOBOGGAN  
RUTSCHE

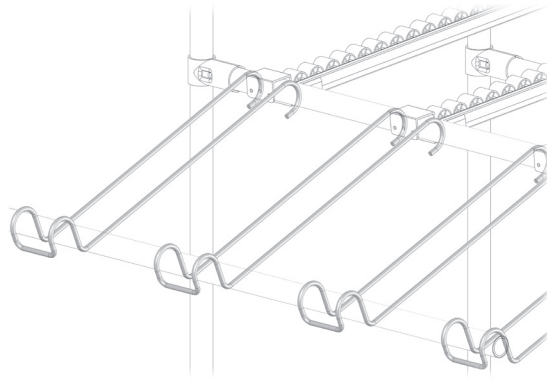
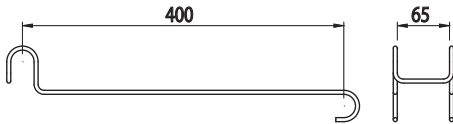

CODICE	Note	g
<b>015.300.014</b>	Per accumulo prodotti - For product build-up - Para acumulación de productos - Pour accumulation produits - Für Produktansammlung	230





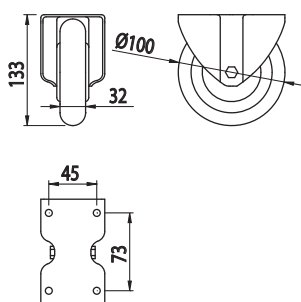
**SCIVOLO**  
WIRE CHUTE  
TOBOGÁN  
TOBOGGAN  
RUTSCHE

CODICE	Note	g
<b>015.300.015</b>	Per accumulo prodotti - For product build-up - Para acumulación de productos - Pour accumulation produits - Für Produktansammlung	270

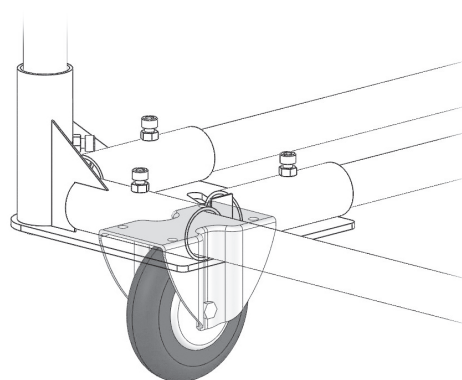




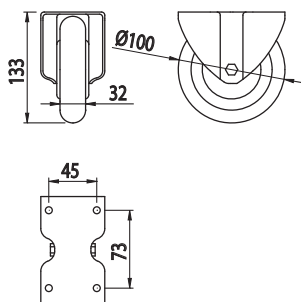
**RUOTA FISSA Ø 100**  
 FIXED CASTER, Ø 100  
 RUEDA FIJA Ø 100  
 ROUE FIXE Ø 100  
 STARRES RAD Ø 100



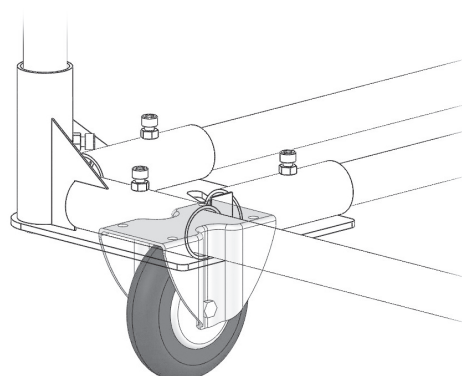
CODICE	Note	g
<b>015.400.001</b>	Struttura in acciaio + battistrada in poliuretano - Steel brackets + polyurethane tread - Estructura de acero + banda de rodadura de poliuretano - Structure en acier + bande en polyuréthane - Gestell aus Stahl + Polyurethanreifen	370



**RUOTA PIVOTTANTE Ø 100**  
 PLATE-TYPE SWIVEL CASTER, Ø 100  
 RUEDA GIRATORIA Ø 100  
 ROUE PIVOTANTE Ø 100  
 SCHWENKRAD Ø 100



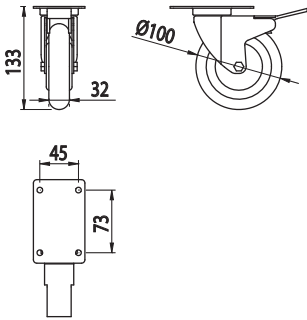
CODICE	Note	g
<b>015.400.002</b>	Struttura in acciaio + battistrada in poliuretano - Steel brackets + polyurethane tread - Estructura de acero + banda de rodadura de poliuretano - Structure en acier + bande en polyuréthane - Gestell aus Stahl + Polyurethanreifen	420



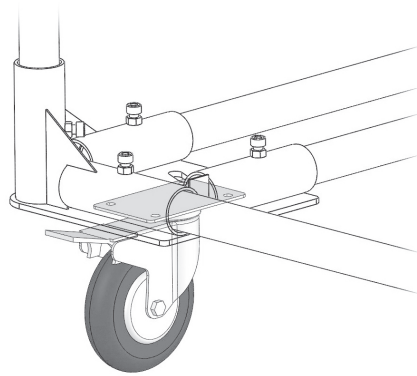


**RUOTA GIREVOLE CON FRENO Ø 100**

PLATE-TYPE SWIVEL CASTER WITH BRAKE, Ø 100  
RUEDA GIRATORIA CON FRENO Ø 100  
ROUE PIVOTANTE AVEC FREIN Ø 100  
SCHWENKRAD MIT BREMSE Ø 100

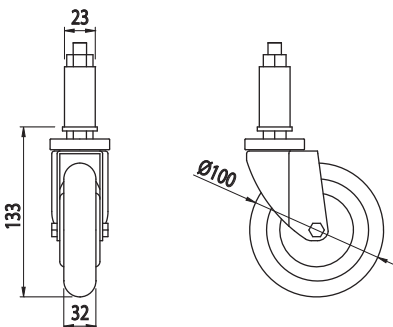


CODICE	Note	g
<b>015.400.003</b>	Struttura in acciaio + battistrada in poliuretano - Steel brackets + polyurethane tread - Estructura de acero + banda de rodadura de poliuretano - Structure en acier + bande en polyuréthane - Gestell aus Stahl + Polyurethanreifen	495

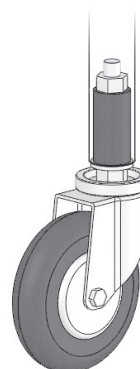


**RUOTA GIREVOLE Ø 100 CON PERNO**

STEM-TYPE SWIVEL CASTER, Ø 100  
RUEDA GIRATORIA Ø 100 CON PERNO  
ROUE PIVOTANTE Ø 100 AVEC PIVOT  
SCHWENKRAD Ø 100 MIT BOLZEN



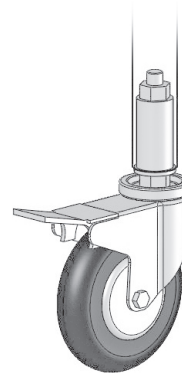
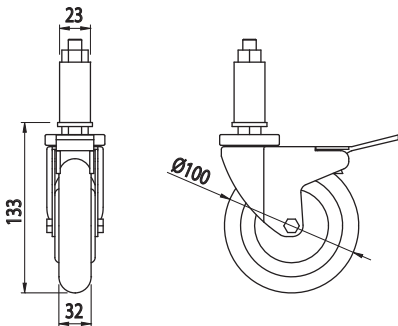
CODICE	Note	g
<b>015.400.004</b>	Struttura in acciaio + battistrada in poliuretano - Steel brackets + polyurethane tread - Estructura de acero + banda de rodadura de poliuretano - Structure en acier + bande en polyuréthane - Gestell aus Stahl + Polyurethanreifen	420





**RUOTA GIREVOLE CON FRENO Ø100 E PERNO**

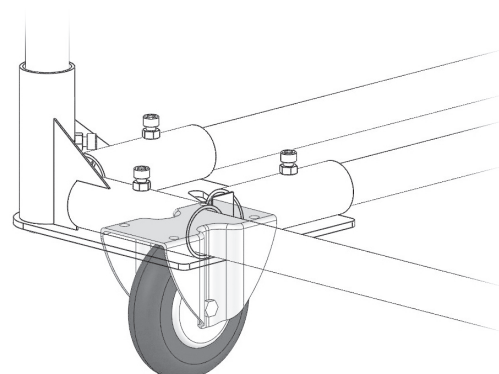
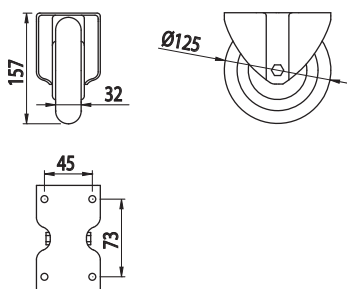
STEM-TYPE SWIVEL CASTER WITH BRAKE, Ø100  
 RUEDA GIRATORIA CON FRENO Ø100 Y PERNO  
 ROUE PIVOTANTE AVEC FREIN Ø100 ET PIVOT  
 SCHWENKRAD MIT BREMSE Ø100 UND BOLZEN



CODICE	Note	g
<b>015.400.005</b>	Struttura in acciaio + battistrada in poliuretano - Steel brackets + polyurethane tread - Estructura de acero + banda de rodadura de poliuretano - Structure en acier + bande en polyuréthane - Gestell aus Stahl + Polyurethanreifen	470

**RUOTA FISSA Ø 125**

FIXED CASTER, Ø 125  
 RUEDA FIJA Ø 125  
 ROUE FIXE Ø 125  
 STARRES RAD Ø 125

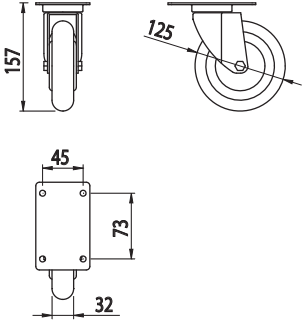


CODICE	Note	g
<b>015.400.006</b>	Struttura in acciaio + battistrada in poliuretano - Steel brackets + polyurethane tread - Estructura de acero + banda de rodadura de poliuretano - Structure en acier + bande en polyuréthane - Gestell aus Stahl + Polyurethanreifen	400

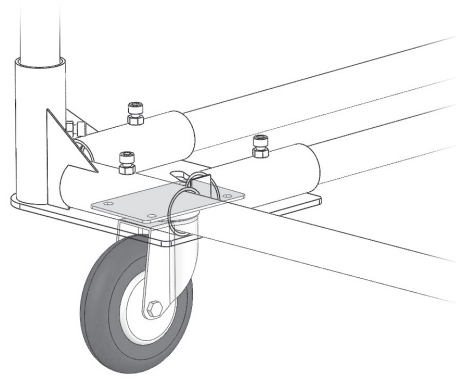


**RUOTA GIREVOLE Ø 125**

PLATE-TYPE SWIVEL CASTER, Ø 125  
RUEDA GIRATORIA Ø 125  
ROUE PIVOTANTE Ø 125  
SCHWENKRAD Ø 125

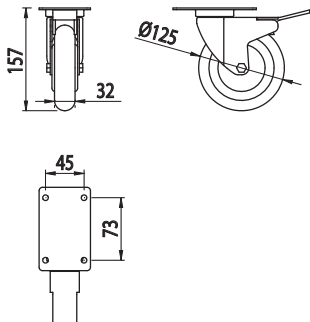


CODICE	Note	g
<b>015.400.007</b>	Struttura in acciaio + battistrada in poliuretano - Steel brackets + polyurethane tread - Estructura de acero + banda de rodadura de poliuretano - Structure en acier + bande en polyuréthane - Gestell aus Stahl + Polyurethanreifen	450

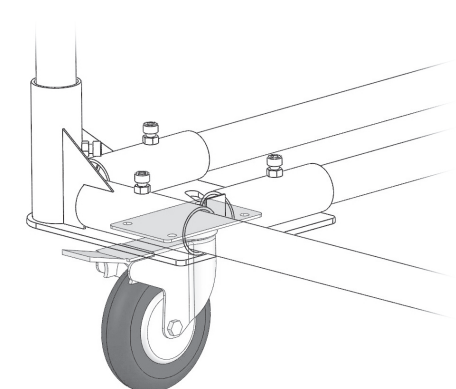


**RUOTA GIREVOLE CON FRENO Ø 125**

PLATE-TYPE SWIVEL CASTER WITH BRAKE, Ø 125  
RUEDA GIRATORIA CON FRENO Ø 125  
ROUE PIVOTANTE AVEC FREIN Ø 125  
SCHWENKRAD MIT BREMSE Ø 125



CODICE	Note	g
<b>015.400.008</b>	Struttura in acciaio + battistrada in poliuretano - Steel brackets + polyurethane tread - Estructura de acero + banda de rodadura de poliuretano - Structure en acier + bande en polyuréthane - Gestell aus Stahl + Polyurethanreifen	520

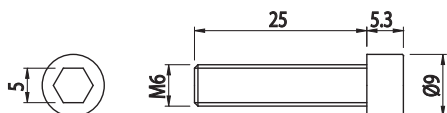





**VITE M6 + DADO M6**

M6 SCREW + M6 NUT  
 TORNILLO M6 + TUERCA M6  
 VIS M6 + ÉCROU M6  
 SCHRAUBE M6 + MUTTER M6

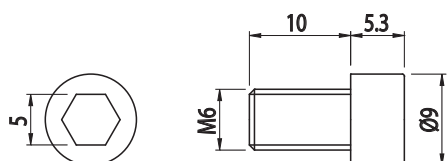

CODICE	Note	g
<b>015.400.009</b>	Per fissaggio giunti - For joint fastening - Para la fijación de los empalmes - Pour fixation joints - Zur Verbinderbefestigung	8



**VITE M6 + DADO M6**

M6 SCREW + M6 NUT  
 TORNILLO M6 + TUERCA M6  
 VIS M6 + ÉCROU M6  
 SCHRAUBE M6 + MUTTER M6

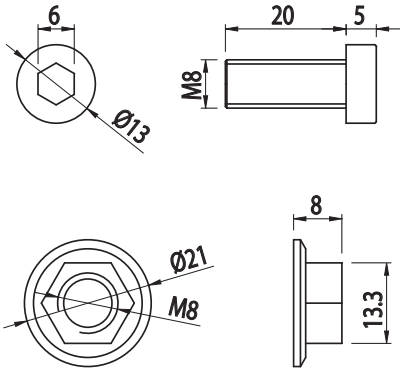

CODICE	Note	g
<b>015.400.010</b>	Per fissaggio giunti - For joint fastening - Para la fijación de los empalmes - Pour fixation joints - Zur Verbinderbefestigung	6





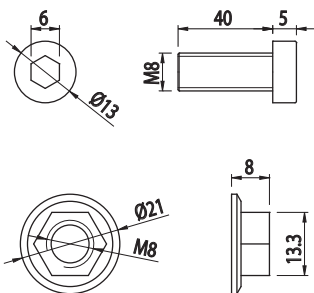

**VITE M8 + DADO FLANGIATO M8**  
 M8 SCREW + M8 FLANGED NUT  
 TORNILLO M8 + TUERCA EMBRIDADA M8  
 VIS M8 + ÉCROU BRIDÉ M8  
 SCHRAUBE M8 + FLANSCHMUTTER M8

CODICE	Note	g
<b>015.400.012</b>	Per il fissaggio ruote - For caster fastening - Para la fijación de las ruedas - Pour fixation roues - Für die Radbefestigung	12



**VITE M8 + DADO FLANGIATO M8**  
 M8 SCREW + M8 FLANGED NUT  
 TORNILLO M8 + TUERCA EMBRIDADA M8  
 VIS M8 + ÉCROU BRIDÉ M8  
 SCHRAUBE M8 + FLANSCHMUTTER M8

CODICE	Note	g
<b>015.400.013</b>	Per fissaggio ruote - For caster fastening - Para la fijación de ruedas - Pour fixation roues - Für die Radbefestigung	20






# PROFILI E ACCESSORI PER SISTEMI A GRAVITA'

PROFILES AND ACCESSORIES FOR GRAVITY SYSTEMS

PERFILES Y ACCESORIOS PARA SISTEMAS POR GRAVEDAD

PROFILÉS ET ACCESSOIRES POUR SYSTÈMES À GRAVITÉ

PROFILE UND ZUBEHÖR FÜR LEAN-REGALSYSTEME



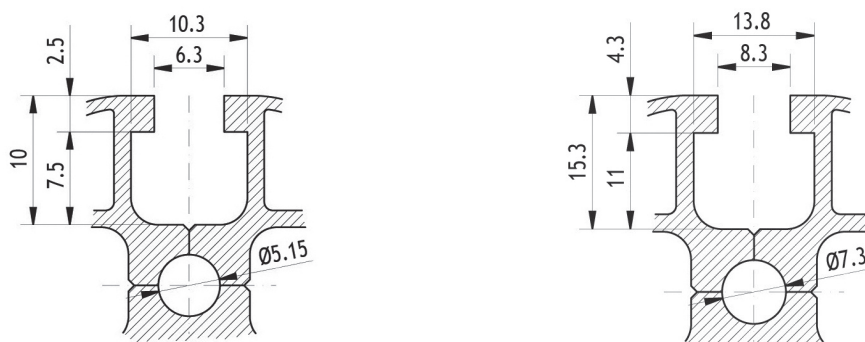
**IT** La linea di profili arrotondati Alusic garantisce la realizzazione di strutture resistenti, leggere e ampiamente configurabili. La base del sistema sono i profili dal design depositato abbinabili ad una lunga serie di accessori dedicati e ideali per ogni tipo di applicazione nel campo industriale.

**EN** Alusic's range of rounded profiles allows the creation of strong, light and extensively configurable structures. The system is based on a trademarked profile design, which can be combined with a wide range of dedicated accessories which are ideal for all industrial applications.

**ES** La línea de perfiles redondeados ALUSIC garantiza la realización de estructuras resistentes, ligeras y ampliamente configurables. La base del sistema son los perfiles de diseño registrado que pueden combinarse con una larga serie de accesorios específicos e ideales para cada tipo de aplicación en el ámbito industrial.

**FR** La ligne de profilés arrondis ALUSIC garantit la réalisation de structures résistantes, légères et grandement configurables. Les profilés au design déposé constituent la base du système. Ils peuvent être utilisés avec de très nombreux accessoires dédiés, parfaitement adaptés à tout type d'application dans le domaine industriel.

**DE** Die Linie von Rundprofilen von ALUSIC garantiert die Schaffung widerstandsfähiger, leichter und weitgehend konfigurierbarer Strukturen. Grundlage des Systems bilden die Profile im eingetragenen Design, die mit einer Vielzahl an speziellem Zubehör kombiniert werden können und für jede Art von Anwendung in der Industrie die ideale Lösung sind.



### COMPOSIZIONE DELLE LEGHE

CHEMICAL COMPOSITION OF ALLOYS / COMPOSICIÓN QUÍMICA DE LAS ALEACIONES

COMPOSITION CHIMIQUE DES ALLIAGES / CHEMISCHE ZUSAMMENSETZUNG DER LEGIERUNGEN

EN-AW	Cu	Fe	Mn	Mg	Si	Zn	Cr	Ti	Al
6060	0.10	0.1-0.3	0.10	0.35-0.6	0.3-0.6	0.15	0.05	0.10	dal 98% al 99%
6063	0.10	0.35	0.10	0.45-0.9	0.2-0.6	0.10	0.10	0.10	dal 97,5% al 98,5%

### CARATTERISTICHE MECCANICHE

MECHANICAL PROPERTIES / CARACTERÍSTICAS MECÁNICAS

CARACTÉRISTIQUES MÉCANIQUES / MECHANISCHE EIGENSCHAFTEN

EN-AW	Rm (N/mm <sup>2</sup> )	Rp0,2 (N/mm <sup>2</sup> )	A (%)	HB
6060	190	150	8	70
6063	215	170	8	75

### CARATTERISTICHE FISICHE

PHYSICAL PROPERTIES / CARACTERÍSTICAS FÍSICAS

CARACTÉRISTIQUES PHYSIQUES / PHYSIKALISCHE EIGENSCHAFTEN

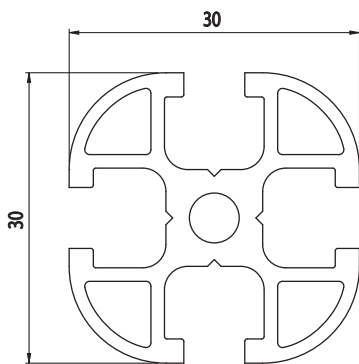
E (N/mm <sup>2</sup> )	69000
ρ (Ω mm <sup>2</sup> /m)	0.033
λ W/mK	210
T <sub>m</sub> (C°)	615 - 655
α (K <sup>-1</sup> )	25X10 <sup>-6</sup>



30x30



CODICE	lx cm <sup>4</sup>	ly cm <sup>4</sup>	wx cm <sup>3</sup>	wy cm <sup>3</sup>	mm <sup>2</sup>	Kg/m
<b>800.029.003</b>	2,10	2,10	1,40	1,40	292,30	0,79



**Alluminio anodizzato**

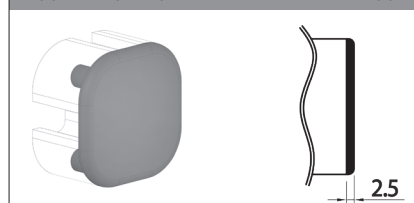
Anodised aluminium - Aluminium anodisé  
Aluminio anodizado - Eloxiertes Aluminium

**Colore naturale**

Natural colour - Couleur naturelle  
Color natural - Natürliche Farbe

**L=6,040m**

Tappo - Cap - Tapòn - Embout - Abdeckkappe

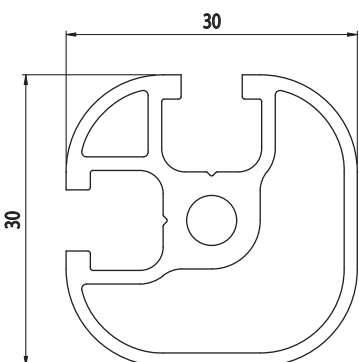


CODICE	Materiale	g	Colore
<b>800.029.118</b>	PA	2,5	■
<b>800.029.118G</b>	PA	2,5	■

30x30



CODICE	lx cm <sup>4</sup>	ly cm <sup>4</sup>	wx cm <sup>3</sup>	wy cm <sup>3</sup>	mm <sup>2</sup>	Kg/m
<b>800.029.013</b>	1,90	1,90	1,30	1,30	249,30	0,67



**Alluminio anodizzato**


Anodised aluminium - Aluminium anodisé  
Aluminio anodizado - Eloxiertes Aluminium

**Colore naturale**

Natural colour - Couleur naturelle  
Color natural - Natürliche Farbe

**L=6,040m**

Tappo - Cap - Tapòn - Embout - Abdeckkappe



CODICE	Materiale	g	Colore
<b>800.029.118</b>	PA	2,5	■
<b>800.029.118G</b>	PA	2,5	■

30x30



CODICE	lx cm <sup>4</sup>	ly cm <sup>4</sup>	wx cm <sup>3</sup>	wy cm <sup>3</sup>	mm <sup>2</sup>	Kg/m
<b>800.029.014</b>	1,97	2,02	1,30	1,35	274,90	0,74



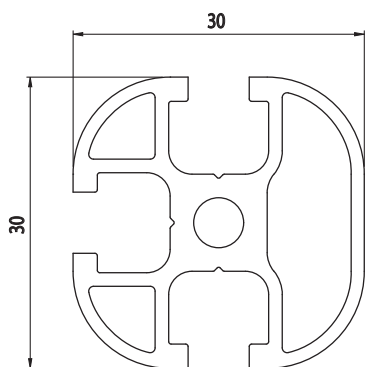
**Alluminio anodizzato**

Anodised aluminium - Aluminium anodisé  
Aluminio anodizado - Eloxiertes Aluminium

**Colore naturale**

Natural colour - Couleur naturelle  
Color natural - Natürliche Farbe

**L=6,040m**



Tappo - Cap - Tapòn - Embout - Abdeckkappe




CODICE	Materiale	g	Colore
<b>800.029.118</b>	PA	2,5	■
<b>800.029.118G</b>	PA	2,5	■

30x60



CODICE	lx cm <sup>4</sup>	ly cm <sup>4</sup>	wx cm <sup>3</sup>	wy cm <sup>3</sup>	mm <sup>2</sup>	Kg/m
<b>800.029.004</b>	4,17	17,30	2,78	5,77	507,50	1,37



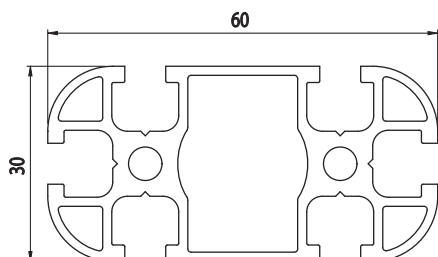
**Alluminio anodizzato**

Anodised aluminium - Aluminium anodisé  
Aluminio anodizado - Eloxiertes Aluminium


**Colore naturale**

Natural colour - Couleur naturelle  
Color natural - Natürliche Farbe

**L=6,040m**



Tappo - Cap - Tapòn - Embout - Abdeckkappe




CODICE	Materiale	g	Colore
<b>800.029.119</b>	PA	5	■
<b>800.029.119G</b>	PA	5	■



30x60

AC  
6  
30

CODICE	lx cm <sup>4</sup>	ly cm <sup>4</sup>	wx cm <sup>3</sup>	wy cm <sup>3</sup>	mm <sup>2</sup>	Kg/m
<b>800.029.015</b>	4,12	16,53	2,75	5,51	494,25	1,33



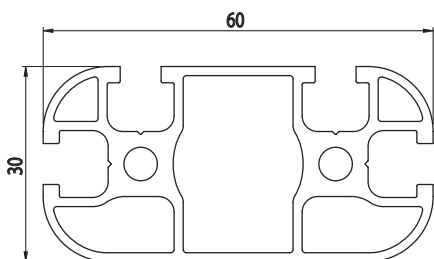
**Alluminio anodizzato**

Anodised aluminium - Aluminium anodisé  
Aluminio anodizado - Eloxiertes Aluminium


**Colore naturale**

Natural colour - Couleur naturelle  
Color natural - Natürliche Farbe

**L=6,040m**



Tappo - Cap - Tapòn - Embout - Abdeckkappe



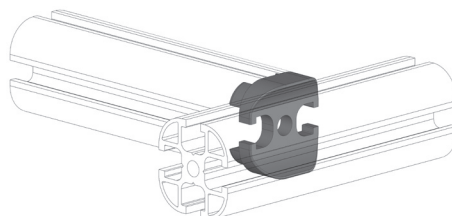
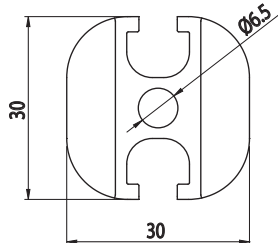
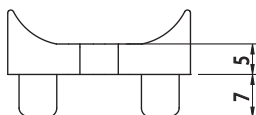
CODICE	Materiale	g	Colore
<b>800.029.119</b>	PA	5	■
<b>800.029.119G</b>	PA	5	■

**GIUNTO 30X30 DOPPIO RIFERIMENTO**

30X30 JOINT DOUBLE REFERENCE  
 EMPALME 30x30 DOBLE REFERENCIA  
 30X30 JUNCTION DOUBLE REFERENCE  
 30X30 GELENKDOPPELREFERENZ

AC  
65  
30

CODICE	Note	g
<b>800.029.111</b>	Ideale per giunzioni robuste e antirotazione - Ideal for strong and anti-rotation joints - Ideal para juntas robustas y antirrotación - Idéal pour les joints robustes et anti-rotation - Ideal für robuste und verdrehsichere Gelenke	12



**Alluminio sabbato**

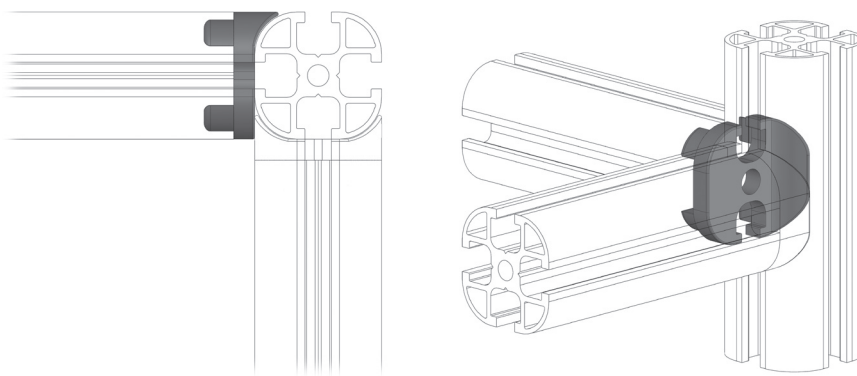
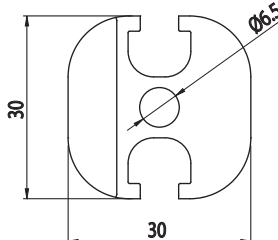
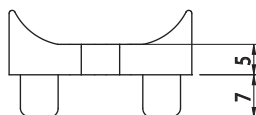
Sanded aluminum - Aluminium sablé  
 Aluminio lijado - Sandgestrahltes Aluminium

**GIUNTO 30X30 SINGOLO RIFERIMENTO**

30X30 SINGLE REFERENCE JOINT  
 EMPALME 30X30 REFERENCIA ÚNICA  
 30X30 JOINT DE RÉFÉRENCE UNIQUE  
 30X30 EINZELREFERENZVERBINDUNG

AC  
65  
30

CODICE	Note	g
<b>800.029.112</b>	Ideale per giunzioni robuste e antirotazione - Ideal for strong and anti-rotation joints - Ideal para juntas robustas y antirrotación - Idéal pour les joints robustes et anti-rotation - Ideal für robuste und verdrehsichere Gelenke	11



**Alluminio sabbato**

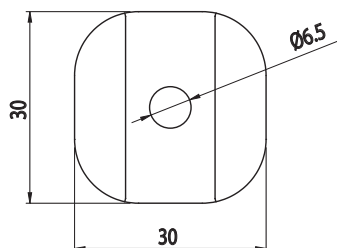

Sanded aluminum - Aluminium sablé  
 Aluminio lijado - Geschliffenes Aluminium



## GIUNTO 30X30 DOPPIO RIFERIMENTO

30X30 JOINT DOUBLE REFERENCE  
 EMPALME 30X30 REFERENCIA DOBLE  
 30X30 JUNCTION DOUBLE RÉFÉRENCE  
 30X30 GELENKDOPPELREFERENZ

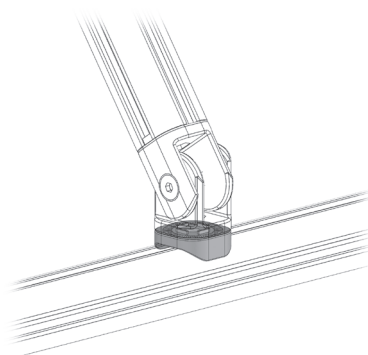
AC  
6  
30



CODICE	Note	g
<b>800.029.133A</b>	Per giunto snodato 084.311.012 - For articulated joint 084.311.012 - Para articulación articulada 084.311.012 - Pour le joint articulé 084.311.012 - Für Knickgelenk 084.311.012	9 8

### Alluminio sabbato

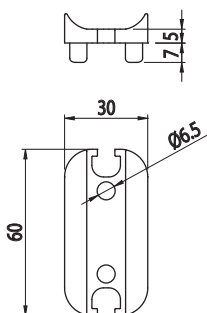

Sanded aluminum - Aluminium sablé  
 Aluminio lijado - Sandgestrahltes Aluminium



## GIUNTO 30X60 DOPPIO RIFERIMENTO

30X60 JOINT DOUBLE REFERENCE  
 EMPALME 30X60 REFERENCIA DOBLE  
 30X60 JUNCTION DOUBLE RÉFÉRENCE  
 30X60 GELENKDOPPELREFERENZ

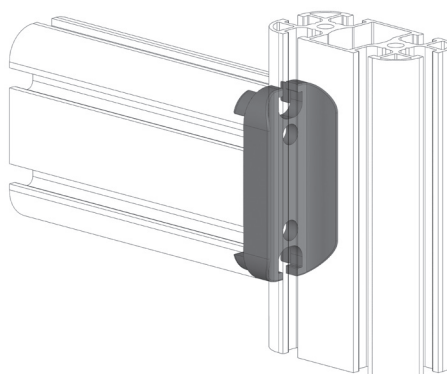
AC  
6  
30



CODICE	Note	g
<b>800.029.115</b>	Ideale per giunzioni robuste e antirotazione - Ideal for strong and anti-rotation joints - Ideal para juntas robustas y antirotación - Idéal pour les joints robustes et anti-rotation - Ideal für robuste und verdrehsichere Gelenke	27

### Alluminio sabbato

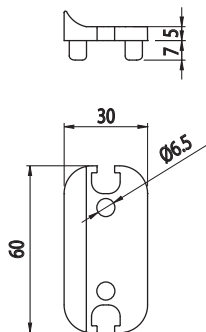

Sanded aluminum - Aluminium sablé  
 Aluminio lijado - Sandgestrahltes Aluminium



**GIUNTO 30X60 SINGOLO RIFERIMENTO**

JOINT 30X60 SINGLE REFERENCE  
 EMPALME 30X60 REFERENCIA ÚNICA  
 JOINT 30X60 UNIQUE RÉFÉRENCE  
 30x60 EINZELREFERENZVERBINDUNG

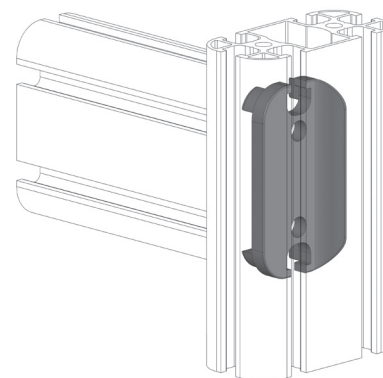
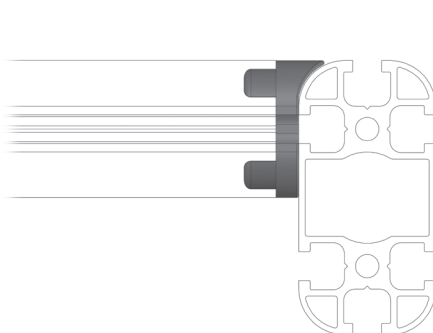
AC  
65  
30



CODICE	Note	g
<b>800.029.116</b>	Ideale per giunzioni a croce o angolo - Ideal for cross or corner joints - Ideal para juntas cruzadas o de esquina - Idéal pour les joints transversaux ou d'angle - Ideal für Kreuz- oder Eckverbindungen	24

**Alluminio sabbato**

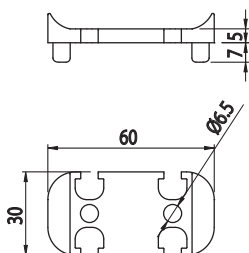

Sanded aluminum - Aluminium sablé  
 Aluminio lijado - Sandgestrahltes Aluminium



**GIUNTO 30X60 DOPPIO RIFERIMENTO**

30X60 JOINT DOUBLE REFERENCE  
 EMPALME 30X60 REFERENCIA DOBLE  
 30X60 JONCTION DOUBLE RÉFÉRENCE  
 30X60 DOPPELREFERENZGELENK

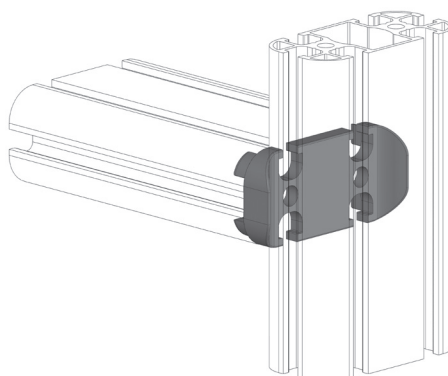
AC  
65  
30



CODICE	Note	g
<b>800.029.117</b>	Per giunzioni robuste e antirotazione con profili in verticale - For strong and anti-rotation joints with vertical profiles - Para juntas robustas y antirrotación con perfiles verticales - Pour joints robustes et anti-rotation avec profilés verticaux - Für robuste und verdrehsichere Gelenke mit senkrechten Profilen	22

**Alluminio sabbato**

Sandblasted aluminum - Aluminium sablé  
 Aluminio arenado - Sandgestrahltes Aluminium



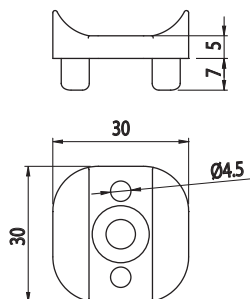




## GIUNTO 30X30 RAPIDO DOPPIO RIFERIMENTO

30X30 JOINT DOUBLE REFERENCE  
EMPALME 30X30 REFERENCIA DOBLE  
30X30 JUNCTION DOUBLE RÉFÉRENCE  
30X30 DOPPELREFERENZGELENK

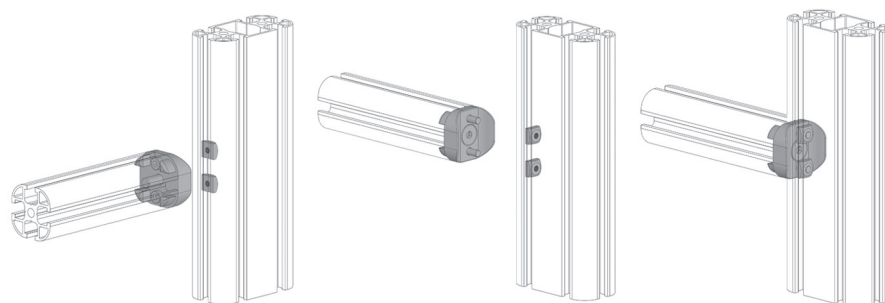
AC  
6  
30



CODICE	Note	g
<b>800.029.131</b>	Per strutture esistenti o fissaggi regolabili - For existing structures or adjustable fixings - Para estructuras existentes o fijaciones ajustables - Pour structures existantes ou fixations ajustables - Für bestehende Strukturen oder einstellbare Befestigungen	14

### Alluminio sabbato

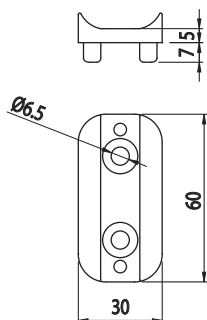

Sandblasted aluminium - Aluminium sablé  
Aluminio arenado - Sandgestrahltes Aluminium



## GIUNTO 30X60 RAPIDO DOPPIO RIFERIMENTO

30X60 QUICK JOINT DOUBLE REFERENCE  
EMPALME RÁPIDO 30X60 REFERENCIA DOBLE  
30X60 JUNCTION RAPIDE DOUBLE RÉFÉRENCE  
30X60 DOPPELREFERENZSCHNELLGELENK

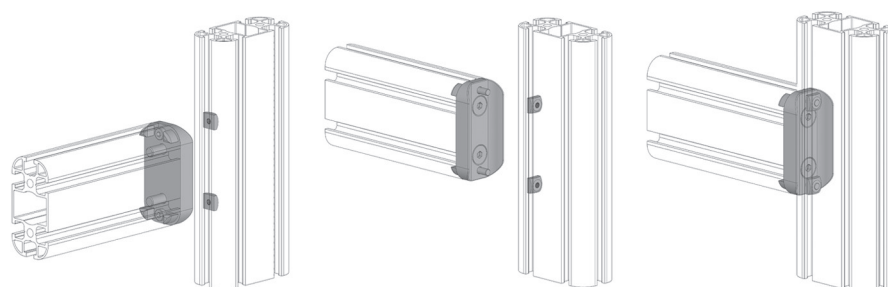
AC  
6  
30



CODICE	Note	g
<b>800.029.135</b>	Per strutture esistenti o fissaggi regolabili - For existing structures or adjustable fixings - Para estructuras existentes o fijaciones ajustables - Pour structures existantes ou fixations ajustables - Für bestehende Strukturen oder einstellbare Befestigungen	28

### Alluminio sabbato

Sandblasted aluminium - Aluminium sablé  
Aluminio arenado - Sandgestrahltes Aluminium



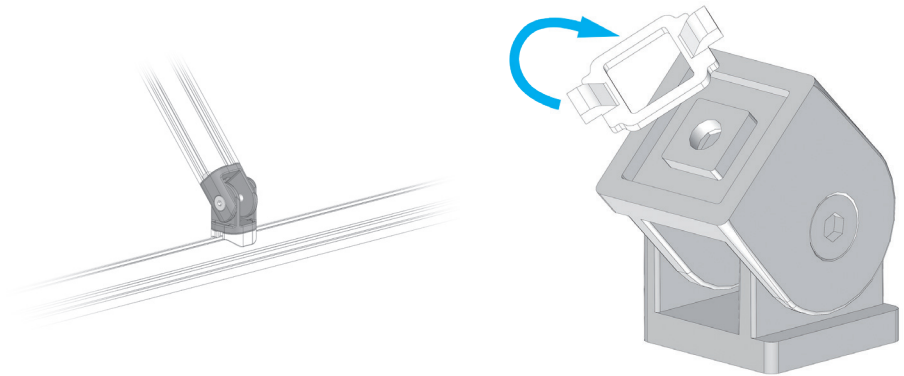
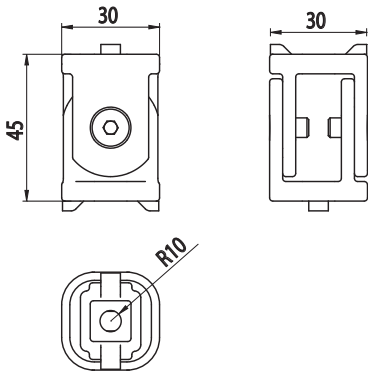
**GIUNTO SNODATO 30x30**  
 ARTICULATED JOINT, 30x30  
 EMPALME ARTICULADO 30x30  
 JOINT ARTICULÉ 30x30  
 VERBINDER MIT GELENK 30x30

AC  
 65  
 30

CODICE	Note	g
<b>084.311.017</b>	Per profilo 30x30 arrotondato - For 30x30 round profile - Para perfil redondo 30x30 - Pour profilé rond 30x30 - Für runder Profile 30x30	50



**Alluminio sabbato**  
 Sandblasted aluminium - Aluminium sablé  
 Aluminio arenado - Sandgestrahltes Aluminium






## GIUNTO 30X30 RAPIDO DOPPIO RIFERIMENTO

30X30 QUICK JOINT DOUBLE REFERENCE  
 EMPALME RÁPIDO 30X30 REFERENCIA DOBLE  
 30X30 JUNCTION RAPIDE DOUBLE RÉFÉRENCE  
 30X30 DOPPELREFERENZSCHNELLGELENK

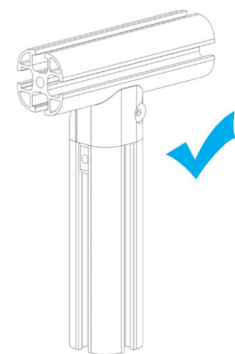
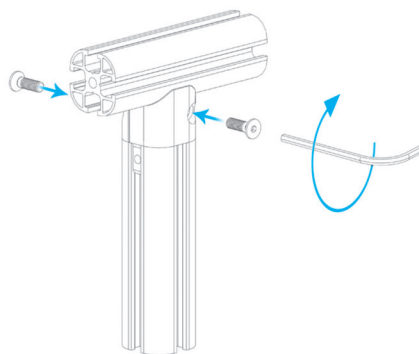
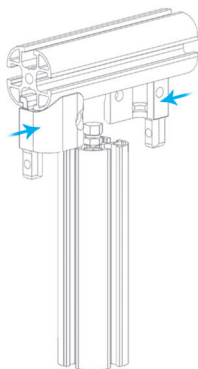
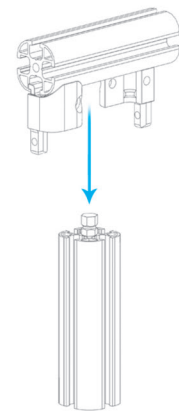
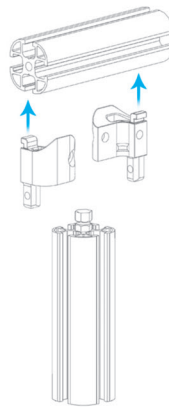
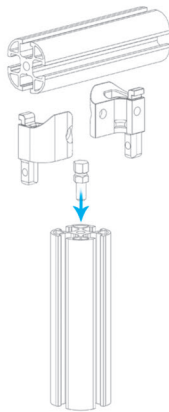
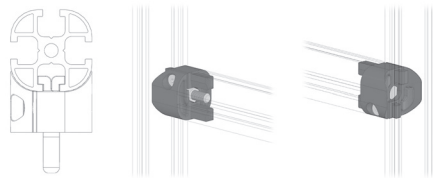
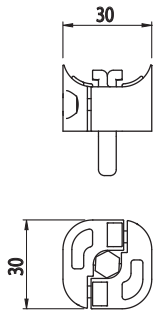
AC  
6  
30



CODICE	Note	g
<b>800.029.134</b>	Per strutture esistenti o fissaggi regolabili - For existing structures or adjustable fixings - Para estructuras existentes o fijaciones ajustables - Pour structures existantes ou fixations ajustables - Für bestehende Strukturen oder einstellbare Befestigungen	22

### Alluminio sabbato

Sandblasted aluminium - Aluminium sablé  
 Aluminio arenado - Sandgestrahltes Aluminium




## FLANGIA PER RUOTA

FLANGE FOR WHEEL  
BRIDA PARA RUEDA  
BRIDE POUR ROUE  
FLANSCH FÜR RAD

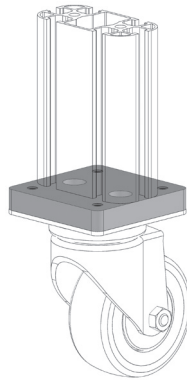
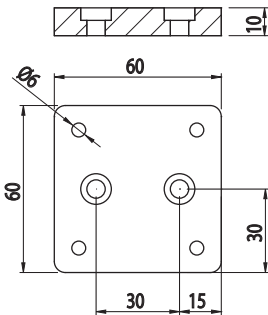
AC  
65  
30

CODICE	Note	g
<b>800.029.127</b>	Per profilo 30x60 per fissaggio ruote con piastra - For 30x60 profile for fixing wheels with plate - Para perfil 30x60 para fijar ruedas con placa - Pour profilé 30x60 pour la fixation des roues avec plaque - Für 30x60 Profil zur Befestigung von Rädern mit Platte	91



### Alluminio anodizzato

Anodised aluminium - Aluminium anodisé  
Aluminio anodizado - Eloxiertes Aluminium




## FLANGIA PER PIEDINI

FLANGE FOR FEET  
BRIDA PARA PIES  
BRIDE POUR PIEDS  
FLANSCH FÜR FÜSSE

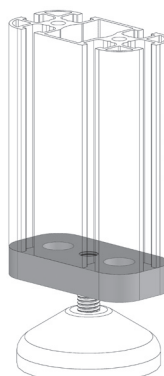
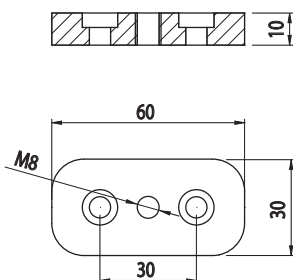
AC  
65  
30

CODICE	Note	g
<b>800.029.128</b>	Per profilo 30 x 60 per fissaggio piedini M8 - For profile 30 x 60 for fixing M8 feet - Para perfil 30 x 60 para fijar pies M8 - Pour le profil 30 x 60 pour la fixation des pieds M8 - Für Profil 30 x 60 zur Befestigung von M8 Füßen	42



### Alluminio anodizzato

Anodised aluminium - Aluminium anodisé  
Aluminio anodizado - Eloxiertes Aluminium






**FLANGIA D'ANGOLO**

CORNER FLANGE  
BRIDA DE LA ESQUINA  
BRIDE DE COIN  
ECKFLANSCH

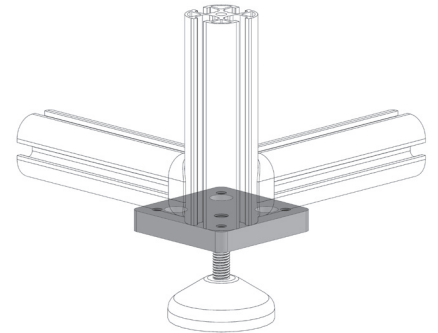
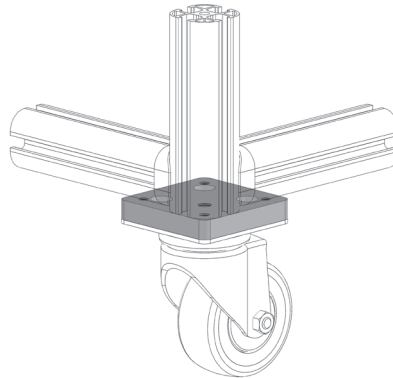
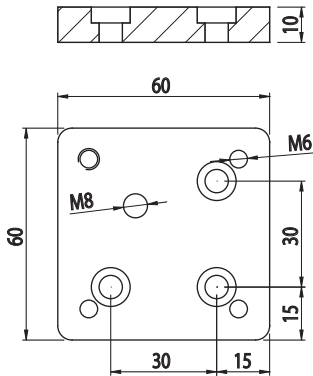
AC  
6  
30

CODICE	Note	g
<b>800.029.129</b>	Per supporti d'angolo con ruota o piedino M8 - For corner supports with wheel or foot M8 - Para soportes de esquina con rueda o pie M8 - Pour les supports d'angle avec roue ou pied M8 - Für Eckstützen mit Rad oder Fuß M8	89



**Alluminio anodizzato**

Anodised aluminium - Aluminium anodisé  
Aluminio anodizado - Eloxiertes Aluminium




**FLANGIA D'ANGOLO**

CORNER FLANGE  
BRIDA DE LA ESQUINA  
BRIDE DE COIN  
ECKFLANSCH

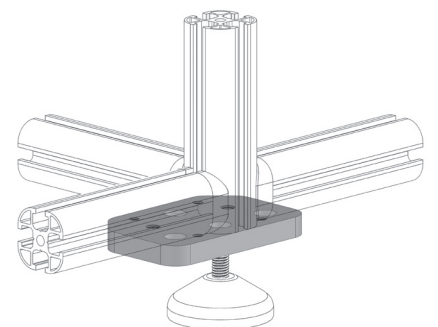
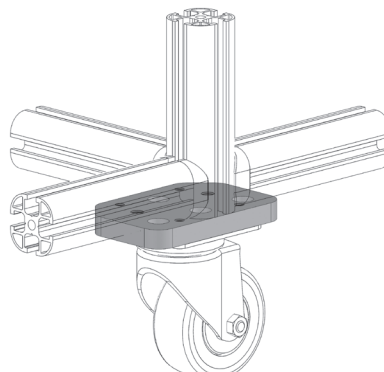
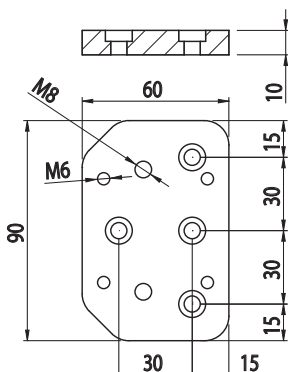
AC  
6  
30

CODICE	Note	g
<b>800.029.130</b>	Per supporti intermedi con ruota o con piedino M8 - For intermediate supports with wheel or with M8 foot - Para soportes intermedios con rueda o con pie M8 - Pour les supports intermédiaires avec roue ou avec pied M8 - Für Zwischenstützen mit Rad oder mit M8 Fuß	128



**Alluminio anodizzato**

Anodised aluminium - Aluminium anodisé  
Aluminio anodizado - Eloxiertes Aluminium



45x45

AC  
8  
45

CODICE	lx cm <sup>4</sup>	ly cm <sup>4</sup>	wx cm <sup>3</sup>	wy cm <sup>3</sup>	mm <sup>2</sup>	Kg/m
<b>800.029.001</b>	9,68	9,68	4,30	4,30	627	1,70



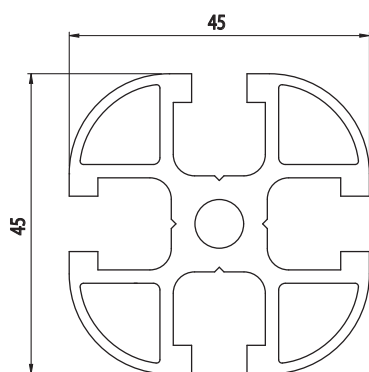
**Alluminio anodizzato**

Anodised aluminium - Aluminium anodisé  
Aluminio anodizado - Eloxiertes Aluminium

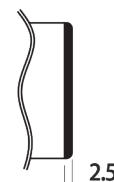
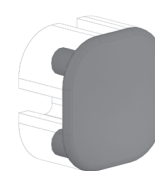
**Colore naturale**

Natural colour - Couleur naturelle  
Color natural - Natürliche Farbe

**L=6,040m**



Tappo - Cap - Tapòn - Embout - Abdeckkappe



CODICE	Materiale	g	Colore
<b>800.029.109</b>	PA	7	■
<b>800.029.109G</b>	PA	7	■

45x45

AC  
8  
45

CODICE	lx cm <sup>4</sup>	ly cm <sup>4</sup>	wx cm <sup>3</sup>	wy cm <sup>3</sup>	mm <sup>2</sup>	Kg/m
<b>800.029.009</b>	7,52	7,52	3,43	3,43	434	1,17



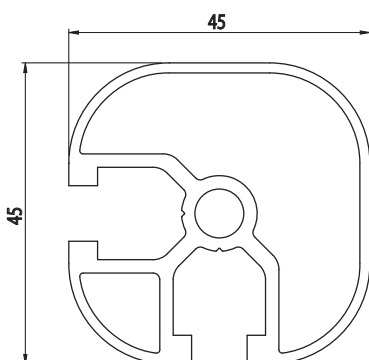
**Alluminio anodizzato**

Anodised aluminium - Aluminium anodisé  
Aluminio anodizado - Eloxiertes Aluminium

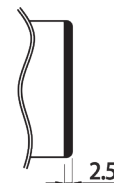
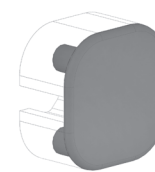
**Colore naturale**

Natural colour - Couleur naturelle  
Color natural - Natürliche Farbe

**L=6,040m**



Tappo - Cap - Tapòn - Embout - Abdeckkappe



CODICE	Materiale	g	Colore
<b>800.029.109</b>	PA	7	■
<b>800.029.109G</b>	PA	7	■



45x45

AC  
8  
45

CODICE	lx cm <sup>4</sup>	ly cm <sup>4</sup>	wx cm <sup>3</sup>	wy cm <sup>3</sup>	mm <sup>2</sup>	Kg/m
<b>800.029.010</b>	9,14	8,22	4,06	3,65	502,04	1,35



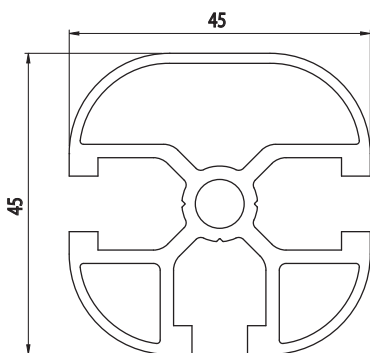
**Alluminio anodizzato**

Anodised aluminium - Aluminium anodisé  
Aluminio anodizado - Eloxiertes Aluminium

**Colore naturale**

Natural colour - Couleur naturelle  
Color natural - Natürliche Farbe

**L=6,040m**




Tappo - Cap - Tapòn - Embout - Abdeckkappe

CODICE	Materiale	g	Colore
<b>800.029.109</b>	PA	7	■
<b>800.029.109G</b>	PA	7	■

45x90

AC  
8  
45

CODICE	lx cm <sup>4</sup>	ly cm <sup>4</sup>	wx cm <sup>3</sup>	wy cm <sup>3</sup>	mm <sup>2</sup>	Kg/m
<b>800.029.002</b>	21,42	82,51	9,52	18,33	1127	3,05



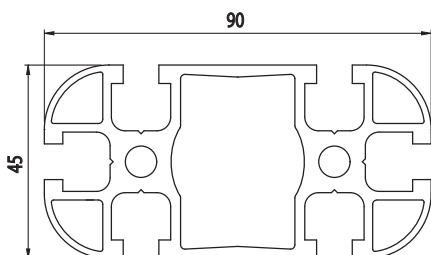
**Alluminio anodizzato**

Anodised aluminium - Aluminium anodisé  
Aluminio anodizado - Eloxiertes Aluminium

**Colore naturale**

Natural colour - Couleur naturelle  
Color natural - Natürliche Farbe

**L=6,040m**




Tappo - Cap - Tapòn - Embout - Abdeckkappe

CODICE	Materiale	g	Colore
<b>800.029.110</b>	PA	12	■
<b>800.029.110G</b>	PA	12	■

45x90

AC  
8  
45

CODICE	lx cm <sup>4</sup>	ly cm <sup>4</sup>	wx cm <sup>3</sup>	wy cm <sup>3</sup>	mm <sup>2</sup>	Kg/m
<b>800.029.011</b>	74,41	18,82	16,53	8,36	956,98	2,58



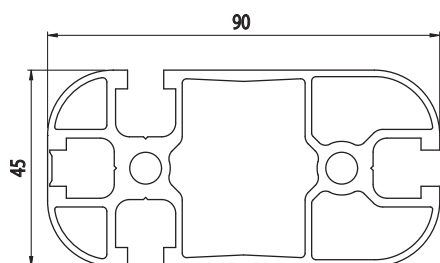
**Alluminio anodizzato**

Anodised aluminium - Aluminium anodisé  
Aluminio anodizado - Eloxiertes Aluminium


**Colore naturale**

Natural colour - Couleur naturelle  
Color natural - Natürliche Farbe

**L=6,040m**



Tappo - Cap - Tapòn - Embout - Abdeckkappe




CODICE	Materiale	g	Colore
<b>800.029.110</b>	PA	12	■
<b>800.029.110G</b>	PA	12	■

90x90

AC  
8  
45

CODICE	lx cm <sup>4</sup>	ly cm <sup>4</sup>	wx cm <sup>3</sup>	wy cm <sup>3</sup>	mm <sup>2</sup>	Kg/m
<b>800.029.012</b>	155,02	155,02	34,44	34,44	1766,58	4,77



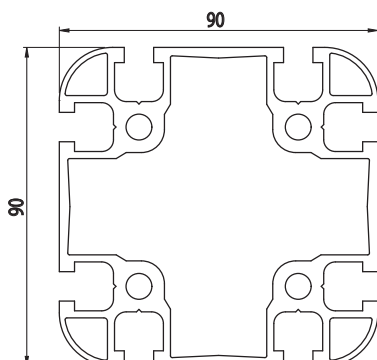
**Alluminio anodizzato**

Anodised aluminium - Aluminium anodisé  
Aluminio anodizado - Eloxiertes Aluminium

**Colore naturale**

Natural colour - Couleur naturelle  
Color natural - Natürliche Farbe

**L=6,040m**



Tappo - Cap - Tapòn - Embout - Abdeckkappe



CODICE	Materiale	g	Colore
<b>800.029.138</b>	PA	20	■
<b>800.029.138G</b>	PA	20	■

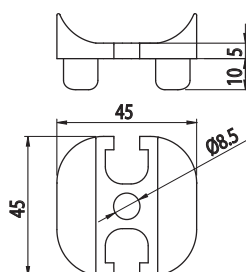




## GIUNTO 45X45 DOPPIO RIFERIMENTO

45X45 JOINT DOUBLE REFERENCE  
 EMPALME 45X45 REFERENCIA DOBLE  
 45X45 JUNCTION DOUBLE RÉFÉRENCE  
 45X45 DOPPELREFERENZGELENK

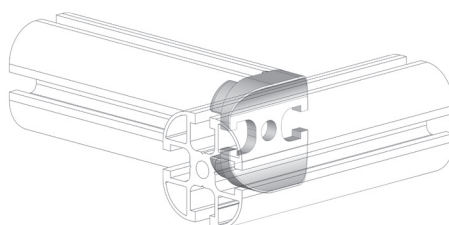
AC  
8  
45



CODICE	Note	g
<b>800.029.101</b>	Ideale per giunzioni robuste e antirotazione - Suitable for strong and anti-rotation joints - Ideal para juntas robustas y antirotación - Idéal pour les joints robustes et anti-rotation - Ideal für robuste und verdrehsichere Gelenke	45

### Alluminio sabbato

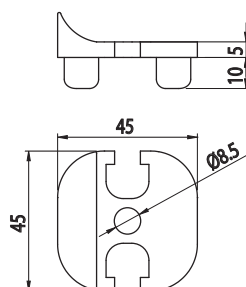
Sandblasted aluminium - Aluminium sablé  
 Aluminio arenado - Sandgestrahltes Aluminium



## GIUNTO ORTOGONALE 45x45

ORTHOGONAL JOINT  
 ARTICULACIÓN ORTOGONAL  
 JOINT ORTHOGONAL  
 ORTHOGONALE VERBINDUNG

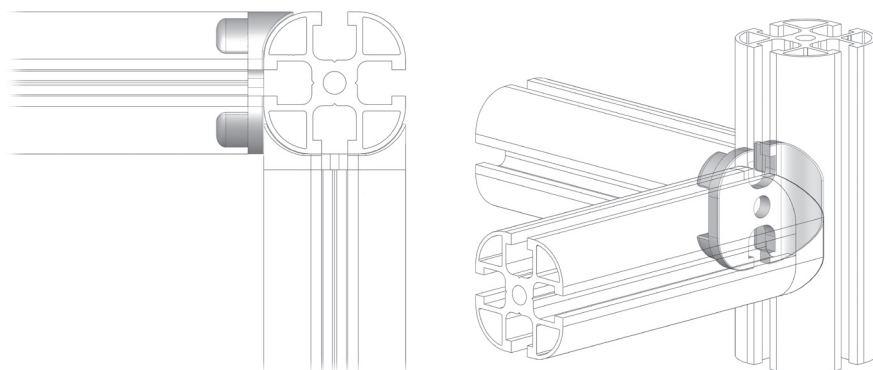
AC  
8  
45



CODICE	Note	g
<b>800.029.102</b>	Ideale per giunzioni robuste e antirotazione - Suitable for strong and anti-rotation joints - Ideal para juntas robustas y antirotación - Idéal pour les joints robustes et anti-rotation - Ideal für robuste und verdrehsichere Gelenke	40

### Alluminio sabbato

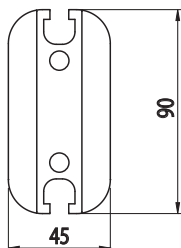
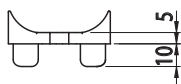
Sandblasted aluminium - Aluminium sablé  
 Aluminio arenado - Sandgestrahltes Aluminium



**GIUNTO 45X90 DOPPIO RIFERIMENTO**

45X90 JOINT DOUBLE REFERENCE  
 EMPALME 45X90 REFERENCIA DOBLE  
 45X90 JONCTION DOUBLE RÉFÉRENCE  
 45X90 DOPPELREFERENZGELENK

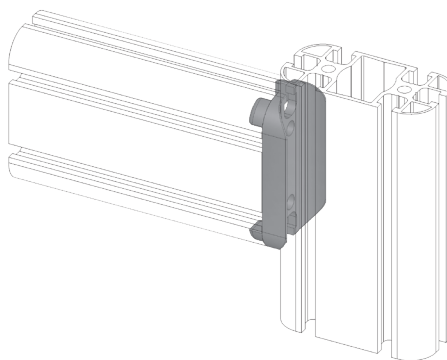
AC  
8  
45



CODICE	Note	g
<b>800.029.106</b>	Ideale per giunzioni robuste e antirotazione - Suitable for strong and anti-rotation joints - Ideal para juntas robustas y antirrotación - Idéal pour les joints robustes et anti-rotation - Ideal für robuste und verdrehsichere Gelenke	80

**Alluminio sabbato**

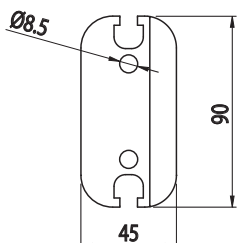
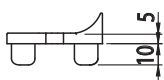
Sandblasted aluminium - Aluminium sablé  
 Aluminio arenado - Sandgestrahltes Aluminium



**GIUNTO 45X90 SINGOLO RIFERIMENTO**

45X90 SINGLE REFERENCE JOINT  
 EMPALME 45X90 REFERENCIA ÚNICA  
 45X90 JOINT DE RÉFÉRENCE UNIQUE  
 45X90 EINZELREFERENZVERBINDUNG

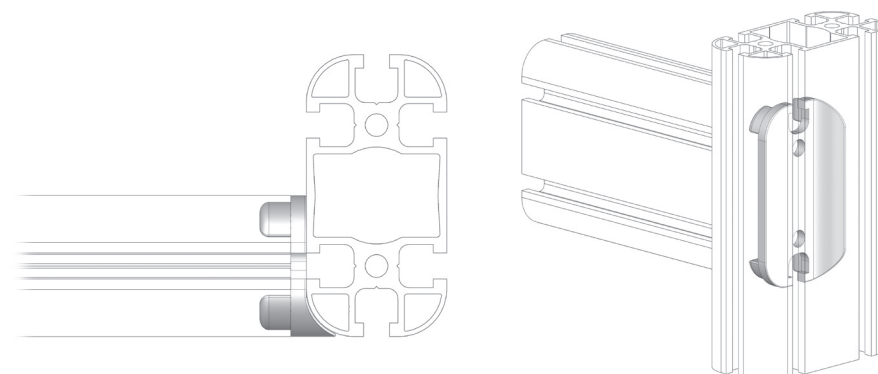
AC  
8  
45



CODICE	Note	g
<b>800.029.107</b>	Ideale per giunzioni a croce o angolo - Suitable for cross or corner joints - Ideal para juntas cruzadas o de esquina - Idéal pour les joints transversaux ou d'angle - Ideal für Kreuz- oder Eckverbindungen	72

**Alluminio sabbato**

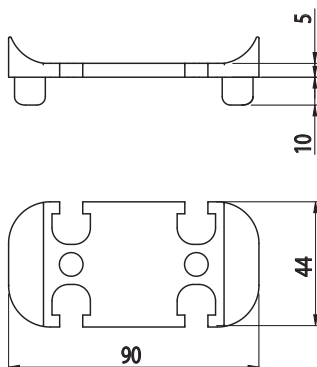
Sandblasted aluminium - Aluminium sablé  
 Aluminio arenado - Sandgestrahltes Aluminium





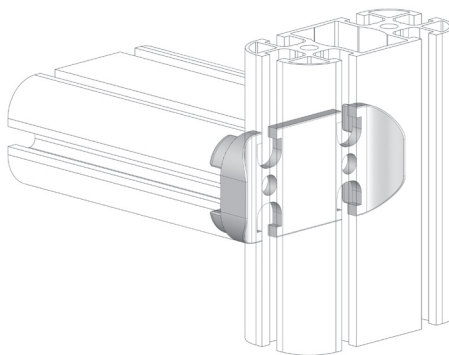
**GIUNTO ORTOGONALE 45x90**  
 45x90 ORTHOGONAL JOINT  
 45x90 ARTICULACIÓN ORTOGONAL  
 45x90 JOINT ORTHOGONAL  
 45x90 ORTHOGONALE VERBINDUNG

AC  
8  
45



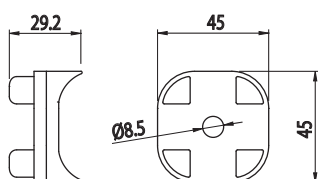

CODICE	Note	g
<b>800.029.108</b>	Per giunzioni robuste e antirotazione per profili in verticale - For strong and anti-rotation joints for vertical profiles - Para juntas robustas y antirotación para perfiles verticales - Pour joints robustes et anti-rotation pour profilés verticaux - Für robuste und verdrehsichere Gelenke für senkrechte Profile	9  68

**Alluminio sabbato**  
 Sandblasted aluminium - Aluminium sablé  
 Aluminio arenado - Sandgestrahltes Aluminium



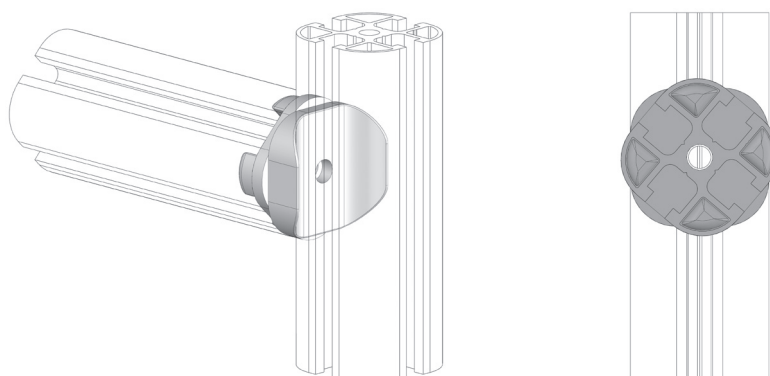
**GIUNTO REGOLABILE 45X45**  
 ADJUSTABLE JOINT 45X45  
 EMPALME AJUSTABLE 45X45  
 JONCTION RÉGLABLE 45X45  
 VERSTELLGELENK 45X45

AC  
8  
45



CODICE	Note	g
<b>800.029.103</b>	Ideale per realizzare piani di appoggio inclinati. - Suitable for creating inclined support surfaces - Ideal para crear superficies de soporte inclinadas - Idéal pour créer des surfaces de support inclinées - Ideal zum Erstellen von geneigten Auflageflächen	9  71

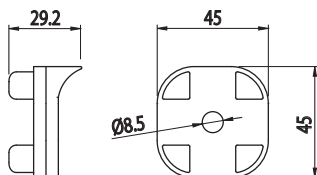
**Alluminio sabbato**  
 Sandblasted aluminium - Aluminium sablé  
 Aluminio arenado - Sandgestrahltes Aluminium



**GIUNTO REGOLABILE 45X45**

ADJUSTABLE JOINT 45X45  
 JUNTA AJUSTABLE 45X45  
 JOINT RÉGLABLE 45X45  
 VERSTELLGELENK 45X45

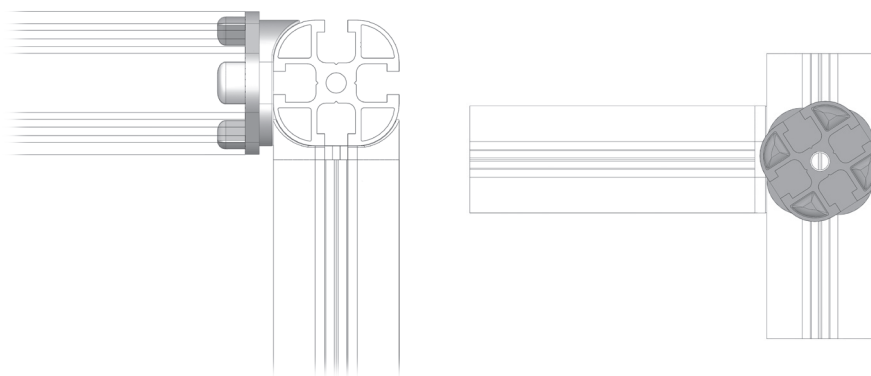
AC  
8  
45



CODICE	Note	g
<b>800.029.104</b>	Ideale per realizzare piani di appoggio inclinati - Suitable for creating inclined support surfaces - Ideal para crear superficies de soporte inclinadas - Idéal pour créer des surfaces de support inclinées - Ideal zum Erstellen von geneigten Auflageflächen	68

**Alluminio sabbato**

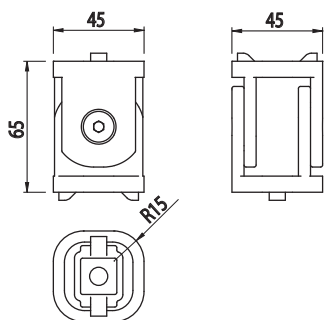

Sandblasted aluminium - Aluminium sablé  
 Aluminio arenado - Sandgestrahltes Aluminium



**GIUNTO SNODATO 45x45**

ARTICULATED JOINT, 45x45  
 EMPALME ARTICULADO 45x45  
 JOINT ARTICULÉ 45x45  
 VERBINDER MIT GELENK 45x45

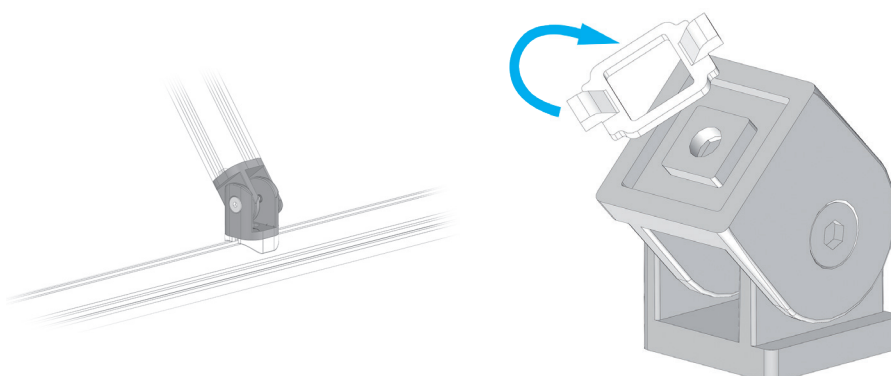
AC  
8  
45



CODICE	Note	g
<b>084.311.013</b>	Per profilo 45x45 arrotondato - For round profile 45x45 - Para perfil redondo 45x45 - Pour profilé rond 45x45 - Für rund Profil 45x45	170

**Alluminio sabbato**

Sandblasted aluminium - Aluminium sablé  
 Aluminio arenado - Sandgestrahltes Aluminium






## FLANGIA PER RUOTA

FLANGE FOR WHEEL  
BRIDA PARA RUEDA  
BRIDE POUR ROUE  
FLANSCH FÜR RAD

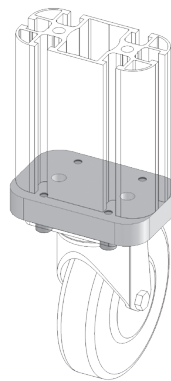
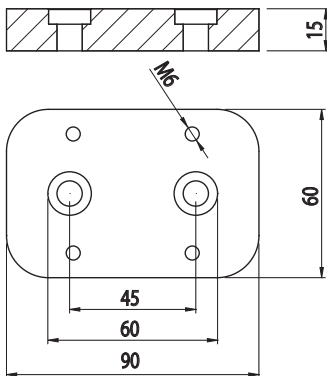
AC  
8  
45

CODICE	Note	g
<b>800.029.121</b>	Per profilo 45x90 per fissaggio ruote con piastra - For profile 45x90 for fixing wheels with plate - Para perfil 45x90 para fijar ruedas con placa - Pour le profil 45x90 pour la fixation des roues avec plaque - Für Profil 45x90 zur Befestigung von Rädern mit Platte	190



### Alluminio anodizzato

Anodised aluminium - Aluminium anodisé  
Aluminio anodizado - Eloxiertes Aluminium




## FLANGIA PER PIEDINI

FLANGE FOR FEET  
BRIDA PARA PIES  
BRIDE POUR PIEDS  
FLANSCH FÜR FÜSSE

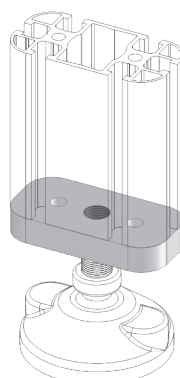
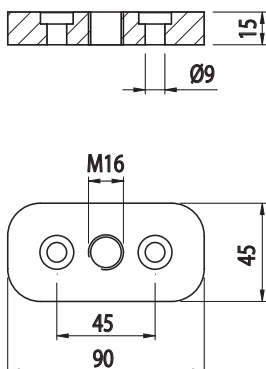
AC  
8  
45

CODICE	Note	g
<b>800.029.122</b>	Per profilo 45 x 90 per fissaggio piedini M16 - For profile 45 x 90 for fixing feet M16 - Para perfil 45 x 90 para la fijación de pies M16 - Pour le profil 45 x 90 pour la fixation des pieds M16 - Für Profil 45 x 90 für Befestigungsfüße M16	150



### Alluminio anodizzato

Anodised aluminium - Aluminium anodisé  
Aluminio anodizado - Eloxiertes Aluminium




**FLANGIA PER PIEDINI**

FLANGE FOR FEET  
BRIDA PARA PIES  
BRIDE POUR PIEDS  
FLANSCH FÜR FÜSSE

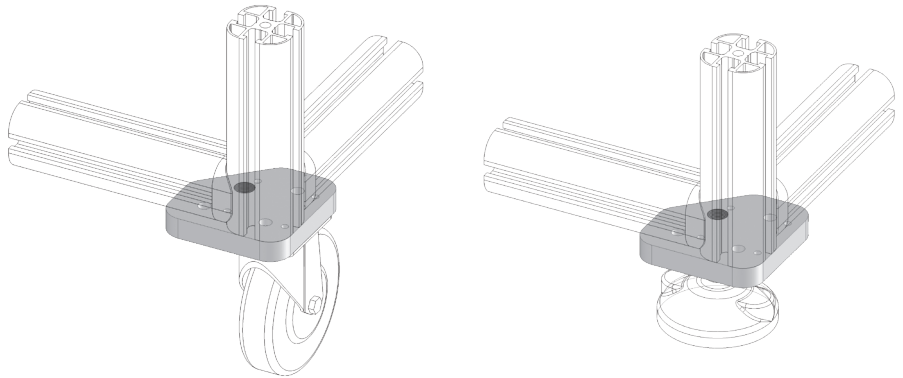
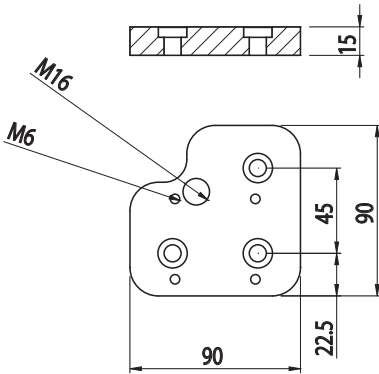
AC  
8  
45

CODICE	Note	g
<b>800.029.123</b>	Per supporti d'angolo con ruota o con piedino M16 - For corner supports with wheel or with M16 foot - Para soportes de esquina con rueda o con pie M16 - Pour les supports d'angle avec roue ou avec pied M16 - Für Eckhalter mit Rad oder mit Fuß M16	240



**Alluminio anodizzato**

Anodised aluminium - Aluminium anodisé  
Aluminio anodizado - Eloxiertes Aluminium




**FLANGIA GIUNZIONI A CROCE**

CROSS-JOINTED FLANGE  
BRIDA CRUZADA  
BRIDE CROISEE  
KREUZGELENK-FLANSCH

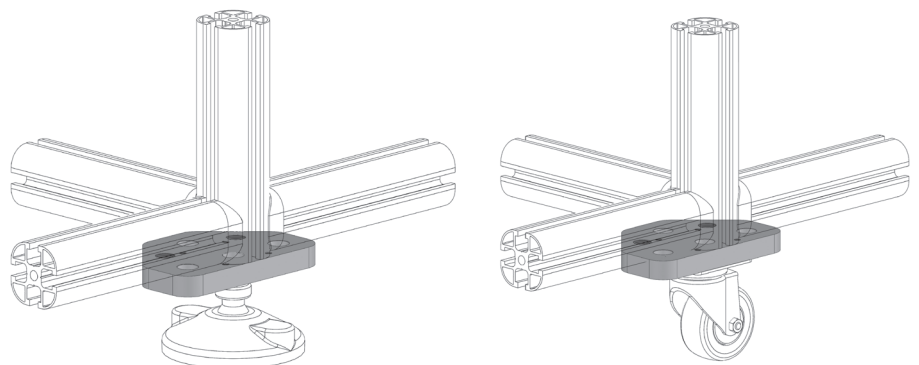
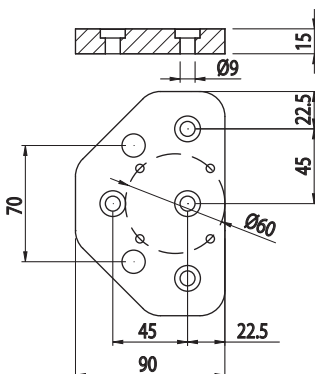
AC  
8  
45

CODICE	Note	g
<b>800.029.124</b>	Per supporti intermedi con ruota o con piedini M16 - For intermediate supports with wheel or with M16 feet - Para soportes intermedios con rueda o con pies M16 - Pour les supports intermédiaires avec roue ou avec pieds M16 - Für Zwischenstützen mit Rad oder mit M16 Füßen	440



**Alluminio anodizzato**

Anodised aluminium - Aluminium anodisé  
Aluminio anodizado - Eloxiertes Aluminium

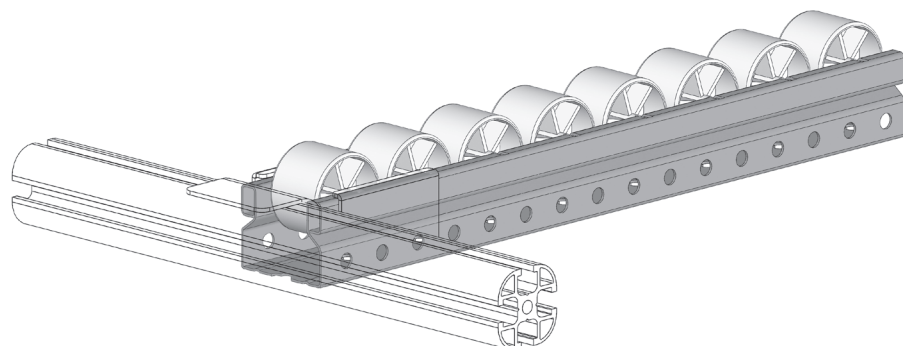
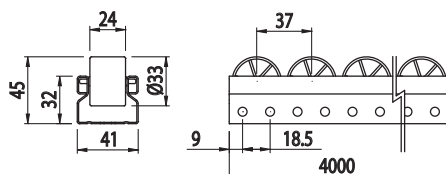





## RULLIERA STANDARD ROTELLA PIATTA

STANDARD ROLLER TRACK - FLAT ROLLERS  
 TRANSPORTADOR ESTÁNDAR, RUEDA PLANA  
 RAIL À GALET STANDARD ROULETTE PLAT  
 STANDARD-ROLLENSCHIEN MIT FLACHEN ROLLEN

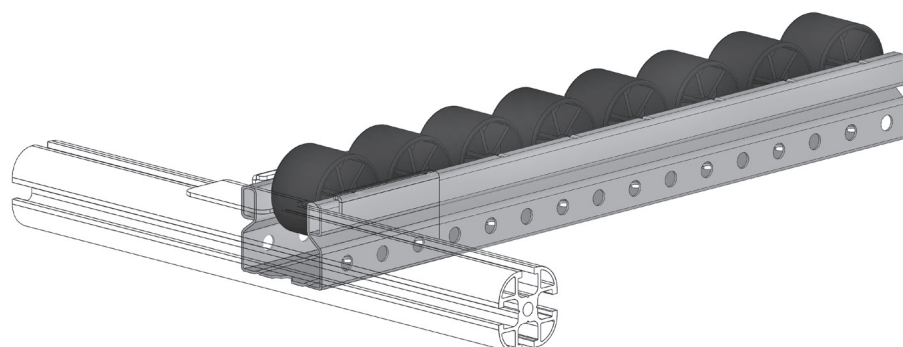
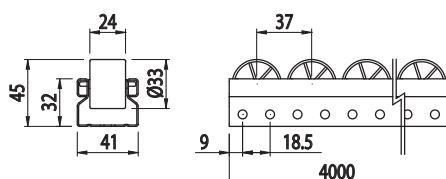

CODICE	Note	Kg/m
<b>015.200.006</b>	Rotella ø 34 / barre da 4 m - ø 34 roller / 4 m bars - Rueda ø 34 / Barras de 4 m - Roulette ø 34 / barres de 4 m - Rolle ø 34 / 4-m-Bahnen	1,30



## RULLIERA STANDARD ROTELLA PIATTA

STANDARD ROLLER TRACK, FLAT ROLLERS  
 TRANSPORTADOR ESTÁNDAR, RUEDA PLANA  
 RAIL À GALET STANDARD ROULETTE PLAT  
 STANDARD-ROLLENSCHIEN MIT FLACHEN ROLLEN

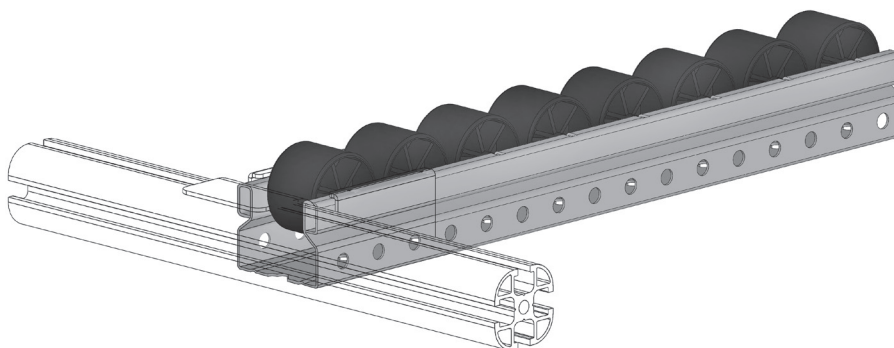
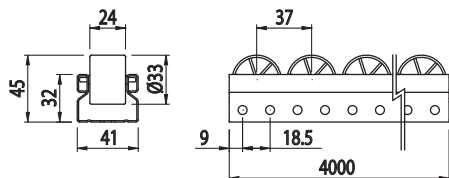

<b>NEW</b>		
CODICE	Note	Kg/m
<b>015.200.017</b>	Rotella ø 34 / barre da 4 m - ø 34 roller / 4 m bars - Rueda ø 34 / Barras de 4 m - Roulette ø 34 / barres de 4 m - Rolle ø 34 / 4-m-Bahnen	1,30



## RULLIERA PIATTA STANDARD ESD

STANDARD ESD FLAT ROLLER TRACK  
 TRANSPORTADOR PLANO ESTÁNDAR ESD  
 RAIL À GALET PLAT STANDARD ESD  
 FLACHE STANDARD-ROLLENSCHIEN ESD

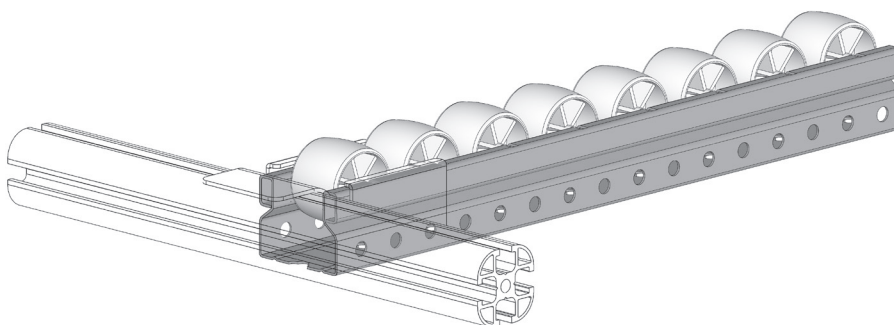
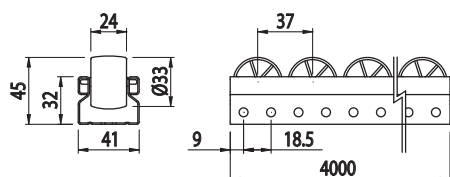

CODICE	Note	Kg/m
<b>015.200.012</b>	Rotella ø34 / barre da 4 m - ø 34 roller / 4 m bars - Rueda ø 34 / Barras de 4 m - Roulette ø 34 / barres de 4 m - Rolle ø 34 / 4-m-Bahnen	1,30



## RULLIERA STANDARD ROTELLA BOMBATA

STANDARD ROLLER TRACK, CONVEX ROLLERS  
 TRANSPORTADOR ESTÁNDAR, RUEDA ABOMBADA  
 RAIL À GALET STANDARD ROULETTE BOMBÉE  
 STAND.-ROLLENSCHIEN MIT GEWÖLBTEN ROLLEN

CODICE	Note	Kg/m
<b>015.200.011</b>	Rotella ø34 / barre da 4m - ø 34 roller / 4m bars - Rueda ø 34 / Barras de 4m - Roulette ø 34 / barres de 4m - Rolle ø 34 / 4-m-Bahnen	1,30



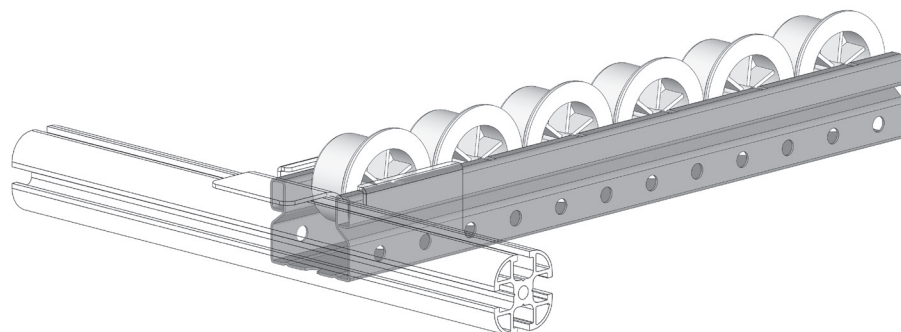
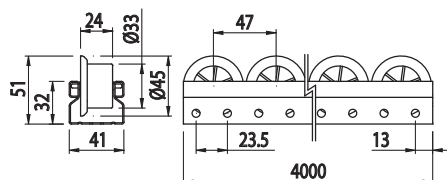




**RULLIERA CON SPONDA**

ROLLER TRACK WITH FLANGED ROLLERS  
 TRANSPORTADOR CON GUÍA  
 RAIL À GALET AVEC BORD  
 ROLLENSCHIEN MIT WAND

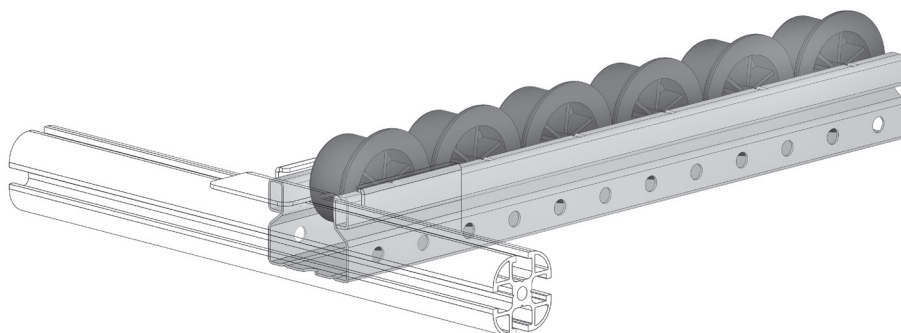
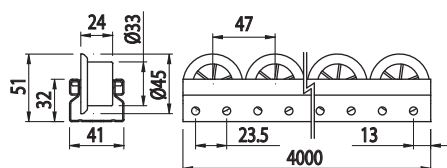

CODICE	Note	Kg/m
<b>015.200.007</b>	Rotella ø 34 con sponda / barre da 4 m - ø 34 roller with flanged rollers / 4 m bars - Rueda ø 34 con guía / Barras de 4 m - Roulette ø 34 avec bord / barres de 4 m - Geflanschte Rolle ø 34 / 4-m-Bahnen	1,30



**RULLIERA CON SPONDA ESD**

ROLLER TRACK WITH ESD FLANGED ROLLERS  
 TRANSPORTADOR CON GUÍA ESD  
 RAIL À GALET AVEC BORD ESD  
 ROLLENSCHIEN MIT WAND ESD


CODICE	Note	Kg/m
<b>015.200.013</b>	Rotella ø 34 con sponda ESD / barre da 4 m - ø 34 roller with ESD flanged rollers / 4 m bars - Rueda ø 34 con guía ESD / Barras de 4 m - Roulette ø 34 avec bord ESD / barres de 4 m - Geflanschte ESD-Rolle ø 34 / 4-m-Bahnen	1,30



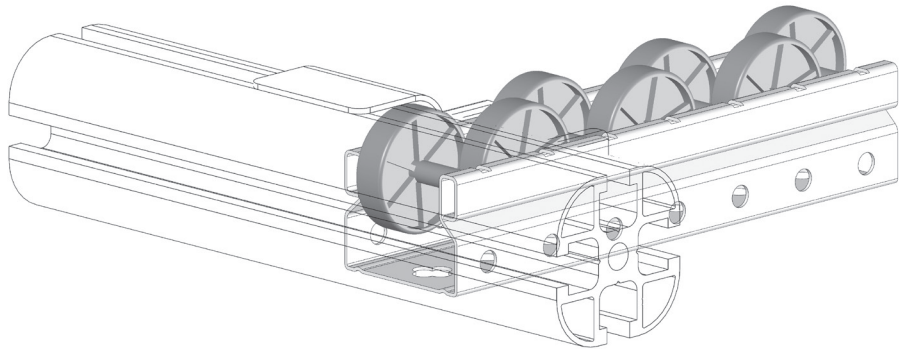
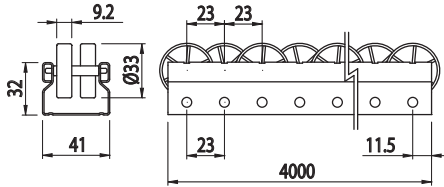


**RULLIERA CON DOPPIA ROTELLA**

DOUBLE ROLLER TRACK  
TRANSPORTADOR CON DOBLE RUEDA  
RAIL À GALET AVEC ROULETTE DOUBLE  
ROLLENSCHIEN MIT DOPPELROLLEN



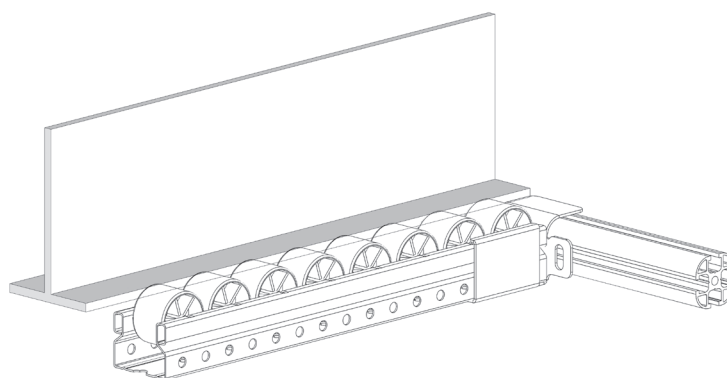
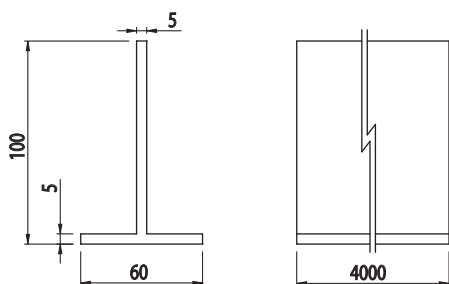

CODICE	Note	Kg/m
<b>015.200.008</b>	Doppia rotella $\varnothing 34$ / barre da 4 m - $\varnothing 34$ double roller / 4 m bars - Doble rueda $\varnothing 34$ / Barras de 4 m - Double roulette $\varnothing 34$ / barres de 4 m - Doppelrolle $\varnothing 34$ / 4-m-Bahnen	1,30





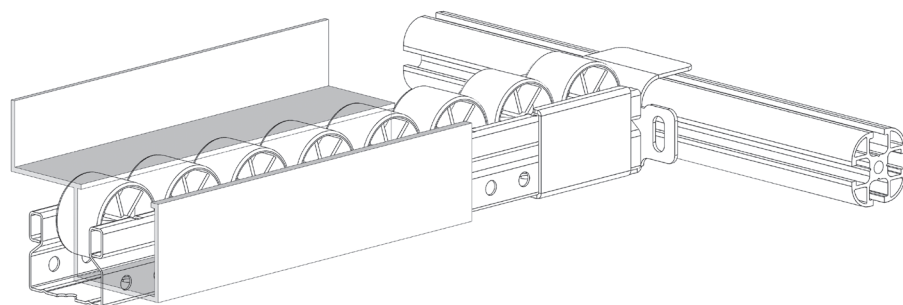
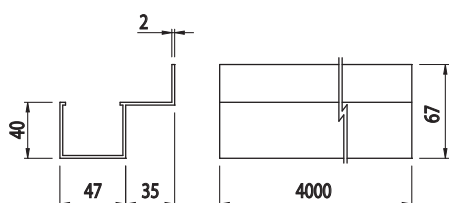

**SPONDA CENTRALE**  
 CENTRAL PLASTIC PROFILE  
 GUÍA CENTRAL  
 BORD CENTRAL  
 MITTELWAND

CODICE	Note	Kg/m
<b>015.200.009</b>	barre da 4 m - 4 m bars - barras de 4 m - barras de 4 m - 4-m-Bahnen	0,75



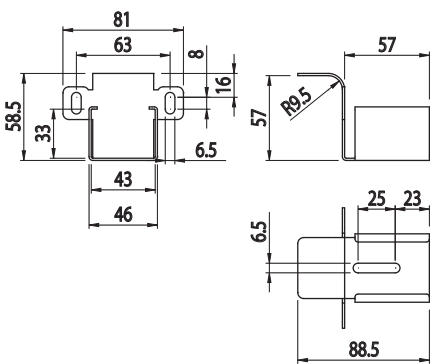

**SPONDA LATERALE**  
 SIDE PLASTIC PROFILE  
 GUÍA LATERAL  
 BORD LATÉRAL  
 SEITENWAND

CODICE	Note	Kg/m
<b>015.200.010</b>	Barre da 4 m - 4 m bars - Barras de 4 m - Barres de 4 m - 4-m-Bahnen	0,70



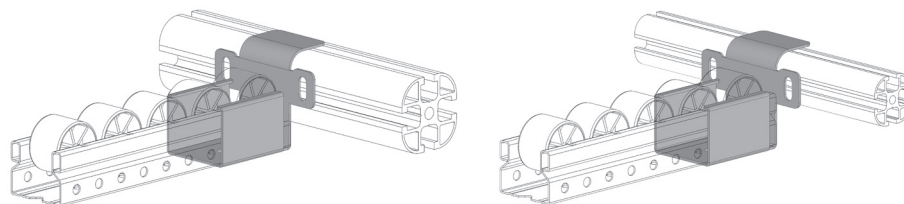
**STAFFA CON FERMO INTEGRATO**  
BRACKET WITH INTEGRATED STOP  
ESTRIBO CON RETÉN INTEGRADO  
BRIDE AVEC ARRÊT INTÉGRÉ  
BÜGEL MIT INTEGRIERTER SPERRE

AC 8 45  
AC 6 30



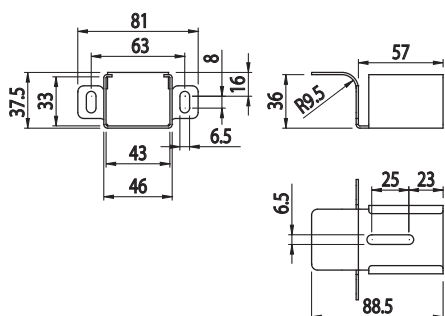

CODICE	Note	g
<b>800.029.149</b>	Fissabile al profilo 30x30 45x45. - Can be fixed to 30x30 45x45 profile. - Para fijar al perfil 30x30 45x45. - Fixable au profilé 30x30 45x45. - Befestigung an Profil 30x30 45x45 möglich.	163

**Acciaio zincato**  
Galvanised steel - Acier zingué  
Acero galvanizado - Verzinkter Stahl



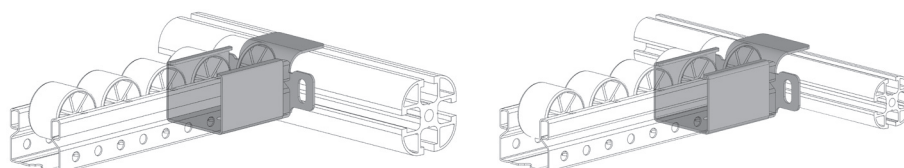
**STAFFA STANDARD**  
STANDARD BRACKET  
ESTRIBO ESTÁNDAR  
BRIDE STANDARD  
STANDARD-BÜGEL

AC 8 45  
AC 6 30



CODICE	Note	g
<b>800.029.150</b>	Fissabile al profilo 30x30 45x45. - Can be fixed to 30x30 45x45 profile. - Para fijar al perfil 30x30 45x45. - Fixable au profilé 30x30 45x45. - Befestigung an Profil 30x30 45x45 möglich.	156

**Acciaio zincato**  
Galvanised steel - Acier zingué  
Acero galvanizado - Verzinkter Stahl



# INDICE


INDEX  
ÍNDICE  
INDEX  
INDEX



<b>COD.</b>	<b>PAG.</b>	<b>COD.</b>	<b>PAG.</b>	<b>COD.</b>	<b>PAG.</b>
015.028.001	9	015.200.012	24 72	800.029.003	51
015.028.001A	9	015.200.013	25 73	800.029.004	52
015.028.001B	10	015.200.014	26	800.029.009	62
015.028.001DB	10	015.200.015	30	800.029.010	63
015.028.001ESD	11	015.200.016	31	800.029.011	64
015.028.002	11	015.200.017	23 71	800.029.012	64
015.028.002A	12	015.300.001	32	800.029.013	51
015.028.015C	12	015.300.002	32	800.029.014	52
015.100.001	13	015.300.003	33	800.029.015	53
015.100.001ESD	13	015.300.004	35	800.029.101	65
015.100.002	13	015.300.005	35	800.029.102	65
015.100.002ESD	13	015.300.006	36	800.029.103	67
015.100.003	14	015.300.007	37	800.029.104	68
015.100.003ESD	14	015.300.008	39	800.029.106	66
015.100.004	14	015.300.009	38	800.029.107	66
015.100.004ESD	14	015.300.010	39	800.029.108	67
015.100.006	15	015.300.011	38	800.029.109	62 63
015.100.007A	15	015.300.012	40	800.029.109G	62 63
015.100.007AESD	15	015.300.013	41	800.029.110	63 64
015.100.007B	16	015.300.014	41	800.029.110G	63 64
015.100.007BESD	16	015.300.015	42	800.029.111	54
015.100.009	16	015.300.016	33	800.029.112	54
015.100.012	17	015.300.017	34	800.029.115	55
015.100.013A	17	015.300.018	37	800.029.116	56
015.100.013B	18	015.300.019	34	800.029.117	56
015.100.014	18	015.300.020	36	800.029.118	51 52
015.100.015A	19	015.300.021	40	800.029.118G	51 52
015.100.015B	19	015.300.022	40	800.029.119	52 53
015.100.016	22	015.300.023	40	800.029.119G	52 53
015.100.018	20	015.300.024	40	800.029.121	69
015.100.028	20	015.400.001	43	800.029.122	69
015.100.028ESD	20	015.400.002	43	800.029.123	70
015.100.045	21	015.400.003	44	800.029.124	70
015.100.090	21	015.400.004	44	800.029.127	60
015.100.090ESD	21	015.400.005	45	800.029.128	60
015.200.001	28	015.400.006	45	800.029.129	61
015.200.002	28	015.400.007	46	800.029.130	61
015.200.003	29	015.400.008	46	800.029.131	57
015.200.004	29	015.400.009	47	800.029.133A	55
015.200.005	30	015.400.010	47	800.029.134	59
015.200.006	23 71	015.400.012	48	800.029.135	57
015.200.007	25 73	015.400.013	48	800.029.138	64
015.200.008	26 74	084.311.013	68	800.029.138G	64
015.200.009	27 75	084.311.017	58	800.029.149	76
015.200.010	27 75	800.029.001	62	800.029.150	76
015.200.011	24 72	800.029.002	63		



LM LINE  
ED. 14 FEB 2021



**ALUSIC S.R.L.**

VIA BOLOGNA, 10/A - 12084 - MONDOVÌ (CN) - ITALY

TEL.: (+39) 0174.55.29.49 - FAX: (+39) 0174.47.975

SKYPE: sic.com - MAIL: [contact@alusic.com](mailto:contact@alusic.com)

[www.alusic.com](http://www.alusic.com)

copyright - 02/2021